

FLUDIOXONIL GROUP 12 FUNGICIDE

PULL HERE TO OPEN ►



# Scholar<sup>®</sup> SC

## Fungicide

syngenta<sup>®</sup>

*Active Ingredient:*

Fludioxonil:\* ..... 20.4%

*Other Ingredients:* ..... 79.6%

*Total:* ..... 100.0%

\*CAS No. 131341-86-1

Scholar SC Fungicide is formulated as a flowable suspension concentrate (SC) and contains 1.92 lb active ingredient per gallon.

## KEEP OUT OF REACH OF CHILDREN. CAUTION

See additional precautionary statements and directions for use inside booklet.

**EPA Reg. No. 100-1242**

**EPA Est. 100-NE-001**

**Formulated in the USA**

**SCP 1242A-L1J 0222  
4155738**

**1 gallon**  
**(128 fl oz)**  
Net Contents

®

<b>FIRST AID</b>	
<b>If in eyes:</b>	<ul style="list-style-type: none"> <li>• Hold eye open and rinse slowly and gently with water for 15-20 minutes.</li> <li>• Remove contact lenses, if present, after the first 5 minutes, then continue rinsing.</li> <li>• Call a poison control center or doctor for treatment advice.</li> </ul>
<b>If on skin or clothing:</b>	<ul style="list-style-type: none"> <li>• Take off contaminated clothing.</li> <li>• Rinse skin immediately with plenty of water for 15-20 minutes.</li> <li>• Call a poison control center or doctor for treatment advice.</li> </ul>
Have the product container or label with you when calling a poison control center or doctor, or going for treatment.	
<p align="center"><b>HOTLINE NUMBER</b>  For 24-Hour Medical Emergency Assistance (Human or Animal)  or Chemical Emergency Assistance (Spill, Leak, Fire, or Accident),  Call <b>1-800-888-8372</b></p>	

## **PRECAUTIONARY STATEMENTS**

### **Hazards to Humans and Domestic Animals**

#### **CAUTION**

Causes moderate eye irritation. Harmful if absorbed through skin. Avoid contact with eyes, skin, or clothing. Remove and wash contaminated clothing before reuse. Wash thoroughly with soap and water after handling and before eating, drinking, chewing gum, using tobacco or using the toilet.

### **Personal Protective Equipment (PPE)**

Some materials that are chemical-resistant to this product are listed below.

#### **Applicators and other handlers must wear:**

- Long-sleeved shirt and long pants
- Shoes plus socks
- Chemical-resistant gloves made of barrier laminate, butyl rubber ≥ 14 mils, nitrile rubber ≥ 14 mils, neoprene rubber ≥ 14 mils, natural rubber ≥ 14 mils, polyethylene, polyvinyl chloride (PVC) ≥ 14 mils, and Viton™ ≥ 14 mils.

*continued...*

## **PRECAUTIONARY STATEMENTS (*continued*)**

### **Environmental Hazards**

This product is toxic to fish and aquatic invertebrates. Do not contaminate water when disposing of equipment wash waters or rinsates.

### **Physical or Chemical Hazards**

Do not use or store near heat or open flame.

## **CONDITIONS OF SALE AND LIMITATION OF WARRANTY AND LIABILITY**

**NOTICE:** Read the entire Directions for Use and Conditions of Sale and Limitation of Warranty and Liability before buying or using this product. If the terms are not acceptable, return the product at once, unopened, and the purchase price will be refunded.

The Directions for Use of this product must be followed carefully. It is impossible to eliminate all risks inherently associated with the use of this product. Crop injury, ineffectiveness or other unintended consequences may result because of such factors as manner of use or application, weather or crop conditions, presence of other materials or other influencing factors in the use of the product, which are beyond the control of SYNGENTA CROP PROTECTION, LLC or Seller. To the extent permitted by applicable law, Buyer and User agree to hold SYNGENTA and Seller harmless for any claims relating to such factors.

SYNGENTA warrants that this product conforms to the chemical description on the label and is reasonably fit for the purposes stated in the Directions for Use, subject to the inherent risks referred to above, when used in accordance with directions under normal use conditions. To the extent permitted by applicable law: (1) this warranty does not extend to the use of the product contrary to label instructions or under conditions not reasonably foreseeable to or beyond the control of Seller or SYNGENTA, and, (2) Buyer and User assume the risk of any such use. TO THE EXTENT PERMITTED BY APPLICABLE LAW, SYNGENTA MAKES NO WARRANTIES OF MERCHANTABILITY OR OF FITNESS FOR A PARTICULAR PURPOSE NOR ANY OTHER EXPRESS OR IMPLIED WARRANTY EXCEPT AS WARRANTED BY THIS LABEL.

To the extent permitted by applicable law, in no event shall SYNGENTA be liable for any incidental, consequential or special damages resulting from the use or handling of this product. **TO THE EXTENT PERMITTED BY APPLICABLE LAW, THE EXCLUSIVE REMEDY OF THE USER OR BUYER, AND THE EXCLUSIVE LIABILITY OF SYNGENTA AND SELLER FOR ANY AND ALL CLAIMS, LOSSES, INJURIES OR DAMAGES (INCLUDING CLAIMS BASED ON BREACH OF WARRANTY, CONTRACT, NEGLIGENCE, TORT, STRICT LIABILITY OR OTHERWISE) RESULTING FROM THE USE OR HANDLING OF THIS PRODUCT, SHALL BE THE RETURN OF THE PURCHASE PRICE OF THE PRODUCT OR, AT THE ELECTION OF SYNGENTA OR SELLER, THE REPLACEMENT OF THE PRODUCT.**

SYNGENTA and Seller offer this product, and Buyer and User accept it, subject to the foregoing Conditions of Sale and Limitation of Warranty and Liability, which may not be modified except by written agreement signed by a duly authorized representative of SYNGENTA.

## **DIRECTIONS FOR USE**

It is a violation of Federal Law to use this product in a manner inconsistent with its labeling.

For any requirements specific to your State or Tribe, consult the State or Tribal agency responsible for pesticide regulation.

**Restriction: Do not formulate this product into other end-use products.**

## **PRODUCT INFORMATION**

**FAILURE TO FOLLOW THE DIRECTIONS FOR USE AND PRECAUTIONS ON THIS LABEL MAY RESULT IN POOR DISEASE CONTROL.**

### **Resistance Management**

For resistance management, Scholar SC contains a Group 12 fungicide. Any fungal population may contain individuals naturally resistant to Scholar SC and other Group 12 fungicides. A gradual or total loss of pest control may occur over time if these fungicides are used repeatedly in the same fields. Follow appropriate resistance-management strategies.

Scholar SC is a protective fungicide used to aid in the control of several post-harvest diseases **in post-harvest treatment facilities**. Scholar SC contains fludioxonil that is in the phenylpyrrole class of chemistry and has a unique mode of action, which leads to increased glycerol synthesis (Fungicide Action Group 12). Fungal isolates with acquired resistance to Group 12 may eventually dominate the fungal population if Group 12 fungicides are used repeatedly in the same field or in successive years as the primary method of control for targeted species. This may result in partial or total loss of control of those species by fludioxonil or other Group 12 fungicides. A disease management program that includes alternation or tank mixes between Scholar SC and other labeled fungicides that have a different mode of action may prevent pathogen populations from developing resistance. Use sanitation and other cultural practices to minimize disease in order to control disease and prevent or delay disease development.

**NOTE:** To avoid product degradation, do not store treated fruit in direct sunlight.

To delay fungicide resistance, take one or more of the following steps:

- Rotate the use of Scholar SC Fungicide or other Group 12 fungicides within a growing season sequence with different groups that control the same pathogens.
- Use tank mixtures with fungicides from a different group that are equally effective on the target pest when such use is permitted. Use at least the minimum application rate as labeled by the manufacturer.
- Adopt an integrated disease management program for fungicide use that includes scouting, uses historical information related to pesticide use, and crop rotation, and which considers host plant resistance, impact of environmental conditions on disease development, disease thresholds, as well as cultural, biological and other chemical control practices.
- Where possible, make use of predictive disease models to effectively time fungicide applications. Note that using predictive models alone is not sufficient to manage resistance.
- Monitor treated fungal populations for resistance development.
- Contact your local extension specialist or certified crop advisor for any additional pesticide resistance-management and/or IPM directions for specific crops and pathogens.
- For further information or to report suspected resistance contact Syngenta Crop Protection at 1-866-796-4368. You can also contact university extension specialist to report resistance.

## MIXING PROCEDURES

Vigorously shake the product container before mixing. Prepare no more spray mixture than is needed for the immediate operation. Thoroughly clean spray equipment before using this product. Vigorous agitation is necessary for proper dispersal of the product. Maintain maximum agitation throughout the spraying operation. Do not let the spray mixture stand overnight in the spray tank. Flush the spray equipment thoroughly following each use.

To determine the physical compatibility of Scholar SC with other products, use a jar test as described below.

**Jar Compatibility Test:** Using a quart jar, add the proportionate amounts of the products to 1 qt of water or wax/oil emulsion. Add wettable powders and water-dispersible granular products first, then liquid flowables, and emulsifiable concentrates last. After thoroughly mixing, let stand for at least 5 minutes. If the combination remains mixed or can be remixed readily, it is physically compatible. Once compatibility has been proven, use the same procedure for adding required ingredients to the spray tank.

If using Scholar SC in a tank mixture, observe all directions for use, crops/sites, use rates, dilution ratios, precautions, and limitations which appear on the tank mix product label. No label dosage rate may be exceeded and the most restrictive label precautions and limitations must be followed. This product must not be mixed with any product which prohibits such mixing. Tank mixtures are permitted only in those states where the tank mix partner is registered.

THE CROP SAFETY OF ALL POTENTIAL TANK MIXES INCLUDING ADDITIVES AND OTHER PESTICIDES ON ALL CROPS HAS NOT BEEN TESTED. BEFORE APPLYING ANY TANK MIXTURE, THE SAFETY TO THE TARGET CROP MUST BE CONFIRMED.

Add  $\frac{1}{2}$  of the required amount of water or wax/oil emulsion (or aqueous dilution of a wax/oil emulsion) to the spray or mixing tank. With the agitator running, open the container and add the Scholar SC to the tank. Continue agitation while adding the remainder of the carrier. Begin application of the solution after the Scholar SC has completely and uniformly dispersed into the mix carrier. Maintain agitation until all of the mixture has been applied.

If tank-mixing, add the specified amount of other products directed for tank mixture after Scholar SC has completely and uniformly dispersed into the mix carrier. Add tank mix partners in this order unless label directions or other considerations indicate otherwise: wettable powders, wettable granules (dry flowables), liquid flowables, liquids, and emulsifiable concentrates. Always allow each tank mix partner to become fully dispersed before adding the next product. Continue agitation to maintain a uniform suspension until all of the spray solution has been applied. Maintain agitation until all of the mixture has been applied.

It is the pesticide user's responsibility to ensure that all products are registered for the intended use. Read and follow the applicable restrictions, limitations, and directions for use on all product labels involved in tank mixing. User must follow the most restrictive directions for use and precautionary statements of each product in the tank mixture.

## CROP USE DIRECTIONS

### Carrots

Use Scholar SC as a post-harvest dip/drench for the control of White Mold/ Sclerotinia rot caused by *Sclerotinia sclerotiorum*.

Application Method	Disease	Rate (fl oz)	Use Directions
Dip/Drench	White Mold	16 fl oz/ 100 gal (0.25 lb ai/100 gal)	<ul style="list-style-type: none"> <li>Mix 16 fl oz of Scholar SC in 100 gal of water, wax/emulsion, or aqueous dilution of wax/oil emulsion.</li> <li>Dip for approximately 30 seconds and allow fruit to drain.</li> </ul>
<b>Restriction: Do not make more than one post-harvest application to carrots.</b>			
<ul style="list-style-type: none"> <li>Maximum Single Application Rate: 16 fl oz/100 gal</li> <li>Ensure the Scholar SC solution remains in suspension by using agitation.</li> </ul>			

## Kiwi

Use Scholar SC as a post-harvest dip/drench or spray for the control of Botrytis fruit rot in kiwi.

Application Method	Disease	Rate (fl oz)	Use Directions
In-Line Dip/Drench	Botrytis fruit rot	16-32 fl oz/ 100 gal (0.25 – 0.50 lb ai/100 gal)	<ul style="list-style-type: none"><li>• Mix 16-32 fl oz of Scholar SC in 100 gal of water, wax/emulsion, or aqueous dilution of wax/oil emulsion.</li><li>• Dip for approximately 30 seconds and allow fruit to drain.</li></ul>
In-line Aqueous or Fruit Coating Spray Application	Botrytis fruit rot	16-32 fl oz/ 200,000 lb of fruit (0.25 – 0.50 lb ai/200,000 lb of fruit)	<ul style="list-style-type: none"><li>• Ensure proper coverage of the fruit.</li><li>• Mix the fungicide solution in an appropriate amount of water, wax/emulsion, or aqueous dilution of wax/oil emulsion for the crop being treated.</li></ul>
<b>Restriction: Do not make more than one post-harvest application to the fruit.</b>			
<ul style="list-style-type: none"><li>• Maximum Single Application Rate: Do not exceed the maximum rate listed in the table.</li><li>• Ensure the Scholar SC solution remains in suspension by using agitation.</li><li>• Scholar SC is stable at temperatures of 60°C (or 140°F) that can be used to disinfest high-volume, recycling tanks.</li></ul>			



## Pineapple

Use Scholar SC as a post-harvest drench treatment and/or directed peduncle spray for the control of saprophytic surface molds caused by *Penicillium* spp. and *Cladosporium* spp.

Application Method	Disease	Rate (fl oz)	Use Directions
Drench High Volume (Dilute) Application	Penicillium surface mold Cladosporium surface mold	16 fl oz/50 gal (0.25 lb ai/50 gal)	<ul style="list-style-type: none"><li>• Mix 16 fl oz of Scholar SC in 50 gallons of water or an appropriate water, wax/emulsion.</li><li>• Use cascade, drench or similar application system.</li></ul>
Directed Peduncle Spray (Dilute) Application	Penicillium surface mold Cladosporium surface mold	16 fl oz/50 gal (0.25 lb ai/50 gal)	<ul style="list-style-type: none"><li>• Mix 16 fl oz of Scholar SC in 50 gallons of water or an appropriate water, wax/emulsion.</li><li>• Use T-jet or similar application system.</li></ul>
<b>Restriction: Do not make more than one post-harvest application to the fruit. One application is defined as a drench and a directed peduncle spray application.</b>			
<ul style="list-style-type: none"><li>• Maximum Single Application Rate: 16 fl oz/50 gal</li><li>• Ensure the Scholar SC solution remains in suspension by using agitation.</li><li>• Scholar SC is stable at temperatures of 60°C (or 140°F) that can be used to disinfest high-volume, recycling tanks.</li></ul>			

## Pome Fruit

Apple (*Malus domestica*); Azarole (*Crataegus azarolus*); Crabapple (*Malus* spp.); Loquat (*Eriobotrya japonica*); Mayhaw (*Crataegus aestivalis*, *C. opaca*, and *C. rufula*); Medlar (*Mespilus Germanic*); Pear (*Pyrus communis*); Pear, Asian (*Pyrus* spp.); Quince (*Cydonia oblonga*); Quince, Chinese (*Chaenomeles speciosa*); Quince, Japanese (*Chaenomeles japonica*); Tejocote (*Crataegus mexicana*) and cultivars, varieties and/or hybrids of these.

Use Scholar SC as a post-harvest dip, drench, flood, or spray for the control of post-harvest diseases caused by:

- Blue mold (*Penicillium expansum*)
- Gray mold (*Botrytis cinerea*)
- Bull's-eye rot (*Neofabraea malacortensis*)
- Rhizopus rot (*Rhizopus stolonifer*)
- Bitter rot (*Colletotrichum gloeosporioides*)
- Sphaeropsis rot (*Sphaeropsis pyriputrescens*)
- Phacidiopycnis rot (*Phacidiopycnis piri*)
- Speck rot (*Phacidiopycnis washingtonensis*)
- White rot (*Botryosphaeria dothidea*)
- Alternaria rot (side rot) and surface mold (*Alternaria alternata*)

Application Method	Disease	Rate (fl oz)	Use Directions
Bin/Truck Drench or In-Line Dip/Drench or Flooder	Blue mold Gray mold Bitter rot Speck rot White rot Phacidiopycnis rot Sphaeropsis rot Alternaria rot and surface mold	10-16 fl oz/ 100 gal (0.16 - 0.25 lb ai/100 gal)	<ul style="list-style-type: none"> <li>• Ensure proper coverage of the fruit.</li> <li>• For re-cycling in-line drench or dip treatments, the fungicide solution may be prepared in water.</li> <li>• For in-line drench or dip applications, treat fruit for 15-30 seconds and allow fruit to drain.</li> <li>• Fruit coatings may be applied separately after aqueous fungicide treatments.</li> </ul>
	Rhizopus rot Bull's-eye rot	16 fl oz/ 100 gal (0.25 lb ai/100 gal)	

*continued...*

## Pome Fruit (*continued*)

Application Method	Disease	Rate (fl oz)	Use Directions
In-line Aqueous or Fruit Coating Spray Application	Blue mold Gray mold Rhizopus rot Bull's-eye rot Bitter rot Sphaeropsis rot Phacidiopycnis rot White rot Alternaria rot and surface mold	16-32 fl oz/ 200,000 lb of fruit (0.25 – 0.50 lb ai/200,000 lb of fruit)	<ul style="list-style-type: none"> <li>• Ensure proper coverage of the fruit.</li> <li>• Mix the fungicide solution in an appropriate water, wax/oil emulsion, or aqueous dilution of a wax/oil emulsion for the crop being treated.</li> <li>• Use T-jet, CDA, or similar application system.</li> </ul>
<b>Restriction: Do not make more than two applications to pome fruit.</b>			
<ul style="list-style-type: none"> <li>• Maximum Single Application Rate: Do not exceed the maximum rate listed in the table.</li> <li>• For maximum decay control, treat fruit once before storage and once after storage, just prior to marketing.</li> <li>• Ensure the Scholar SC solution remains in suspension by using agitation.</li> <li>• Scholar SC is stable at temperatures of 60°C (or 140°F) that can be used to disinfest high-volume, recycling tanks.</li> </ul>			

## Pomegranates

Use Scholar SC as a post-harvest dip/drench for the control of Botrytis fruit rot in pomegranates.

Application Method	Disease	Rate (fl oz)	Use Directions
In-Line Dip/Drench	Botrytis fruit rot	32 fl oz/ 100 gal (0.50 lb ai/100 gal)	<ul style="list-style-type: none"> <li>• Mix 32 fl oz of Scholar SC in 100 gal of water, wax/emulsion, or aqueous dilution of wax/oil emulsion.</li> <li>• Dip for approximately 30 seconds and allow fruit to drain.</li> </ul>
<b>Restriction: Do not make more than one post-harvest application to the fruit.</b>			
<ul style="list-style-type: none"> <li>• Maximum Single Application Rate: 32 fl oz/100 gal</li> <li>• Ensure the Scholar SC solution remains in suspension by using agitation.</li> <li>• Scholar SC is stable at temperatures of 60°C (or 140°F) that can be used to disinfest high-volume, recycling tanks.</li> </ul>			

**Stone Fruit:** Apricot (*Prunus armeniaca*); Apricot, Japanese; Jujube, Chinese; Nectarine (*Prunus persica*); Peach (*Prunus persica*); Plum (*Prunus domestica*, *Prunus* spp.); Plum, American; Plum, Beach; Plum, Canada; Plum, cherry; Plum, Chickasaw (*Prunus angustifolia*); Plum, Damson (*Prunus domestica* spp. *insititia*); Plum, Japanese (*Prunus salicina*); Plum, Klamath; Plum, prune; Plumcot (*Prunus armeniaca* x *P. domestica*); Prune (fresh) (*Prunus domestica*, *Prunus* spp.); Sloe; as well as other cultivars and hybrids of these

Use Scholar SC as a post-harvest dip/drench or spray for the control of post-harvest diseases caused by:

- Brown rot (*Monilinia* spp.)
- Gray mold (*Botrytis cinerea*)
- Rhizopus rot (*Rhizopus stolonifera*)
- Gilbertella rot (*Gilbertella persicaria*)

Application Method	Disease	Rate (fl oz)	Use Directions
In-Line Dip/ Drench	Brown rot Gray mold Rhizopus rot Gilbertella rot	16 fl oz/ 100 gal (0.25 lb ai/100 gal)	<ul style="list-style-type: none"> <li>• Mix 16 fl oz of Scholar SC in 100 gal of water, wax/emulsion, or aqueous dilution of wax/oil emulsion.</li> <li>• Dip for approximately 30 seconds and allow fruit to drain.</li> </ul>
In-line Aqueous or Fruit Coating Spray Application	Brown rot Gray mold Rhizopus rot Gilbertella rot	16-32 fl oz/ 200,000 lb of fruit (0.25 – 0.50 lb ai/200,000 lb of fruit)	<ul style="list-style-type: none"> <li>• Ensure proper coverage of the fruit.</li> <li>• Mix 16-32 fl oz of Scholar SC in an appropriate water, wax/oil emulsion, or aqueous dilution of a wax/oil emulsion for the crop being treated.</li> <li>• Use T-Jet, CDA, or similar application system.</li> <li>• For maximum efficacy, use low volume concentrate application systems for treatment of plums.</li> </ul>
<b>Restriction: Do not make more than one post-harvest application to the fruit.</b>			
<ul style="list-style-type: none"> <li>• Maximum Single Application Rate: Do not exceed the maximum rate listed in the table.</li> <li>• Ensure the Scholar SC solution remains in suspension by using agitation.</li> <li>• Scholar SC is stable at temperatures of 60°C (or 140°F) that can be used to disinfest high-volume, recycling tanks.</li> </ul>			

**Cherries:** Capulin; Cherry, black; Cherry, Nanking; Cherry, sweet (*Prunus avium*); Cherry, tart (*Prunus cerasus*); as well as other cultivars and hybrids of these

Application Method	Disease	Rate (fl oz)	Use Directions
In-line Aqueous or Flooder Application  High-Volume (dilute-spray) Application	Brown rot Gray mold Rhizopus rot Gilbertella rot	16-32 fl oz/ 50,000 lb of fruit (0.25 – 0.50 lb ai/50,000 lb of fruit)	<ul style="list-style-type: none"> <li>Mix 16 fl oz of Scholar SC in 50-100 gal or 32 fl oz of Scholar SC in 100 gal of an appropriate water, wax/emulsion, or aqueous dilution of a wax/oil emulsion.</li> <li>Use flooders, T-jet, or similar application system.</li> </ul>
<b>Restriction: Do not make more than one post-harvest application to the fruit.</b>			
<ul style="list-style-type: none"> <li>Maximum Single Application Rate: Do not exceed the maximum rate listed in the table.</li> <li>Ensure the Scholar SC solution remains in suspension by using agitation.</li> </ul>			

### Persimmon, Japanese

Use Scholar SC as a post-harvest dip/drench for the control of Alternaria Black Spot in persimmon caused by:

- Alternaria Rot (*Alternaria alternata*)

Application Method	Disease	Rate (fl oz)	Use Directions
In-Line Dip/Drench	Alternaria Rot	32 fl oz/100 gal (0.50 lb ai/100 gal)	<ul style="list-style-type: none"> <li>Mix 32 fl oz of Scholar SC in 100 gal of water, wax/emulsion, or aqueous dilution of wax/oil emulsion.</li> <li>Dip for approximately 30 seconds and allow fruit to drain.</li> </ul>
<b>Restriction: Do not make more than one post-harvest application to the fruit.</b>			
<ul style="list-style-type: none"> <li>Maximum Single Application Rate: 32 fl oz/100 gal</li> <li>Ensure the Scholar SC solution remains in suspension by using agitation.</li> <li>Scholar SC is stable at temperatures of 60°C (or 140°F) that can be used to disinfest high-volume, recycling tanks.</li> </ul>			

## True Yam

Use Scholar SC as a post-harvest dip for the control of certain post-harvest rots caused by *Penicillium* and *Fusarium* species.

Application Method	Disease	Rate (fl oz)	Use Directions
Post Harvest Dip Application	Brown rot Gray mold Rhizopus rot Gilbertella rot	16-32 fl oz/ 100 gal (0.25 – 0.50 lb ai/100 gal)	<ul style="list-style-type: none"><li>• Mix 16-32 fl oz of Scholar SC in 100 gal of an appropriate water, wax/emulsion, or aqueous dilution of wax/oil emulsion.</li><li>• Dip for approximately 30 seconds and allow fruit to drain.</li></ul>
<b>Restriction: Do not make more than one post-harvest application to the tubers.</b>			
<ul style="list-style-type: none"><li>• Maximum Single Application Rate: Do not exceed the maximum rate listed in the table.</li><li>• Ensure the Scholar SC solution remains in suspension by using agitation.</li></ul>			

## Sweet Potato

Use Scholar SC as a post-harvest dip/drench or low volume application for the control of post-harvest rots caused by *Rhizopus stolonifer*.

Application Method	Disease	Rate (fl oz)	Use Directions
In-Line Dip/ Drench	Rhizopus rot	16-32 fl oz/ 100 gal (0.25 – 0.50 lb ai/100 gal)	<ul style="list-style-type: none"><li>• Mix 16-32 fl oz of Scholar SC in 100 gal of water, wax/emulsion, or aqueous dilution of wax/oil emulsion.</li><li>• Dip for approximately 30 seconds and allow fruit to drain.</li></ul>
In-line Aqueous or Fruit Coating Spray Application	Rhizopus rot	16 fl oz/ 200,000 lb of sweet potatoes (0.25 lb ai/200,000 lb of sweet potatoes)	<ul style="list-style-type: none"><li>• Ensure proper coverage of the fruit.</li><li>• Mix 16 fl oz of Scholar SC in an appropriate water, wax/oil emulsion, or aqueous dilution of a wax/oil emulsion for the crop being treated.</li><li>• Use T-Jet, CDA, or similar application system.</li></ul>
<b>Restriction: Do not make more than one post-harvest application to the sweet potatoes.</b>			
<ul style="list-style-type: none"><li>• Maximum Single Application Rate: Do not exceed the maximum rate listed in the table.</li><li>• Ensure the Scholar SC solution remains in suspension by using agitation.</li><li>• Scholar SC is stable at temperatures of 60°C (or 140°F) that can be used to disinfest high-volume, recycling tanks.</li></ul>			

## Tomato

Use Scholar SC as a post-harvest dip/drench, or high-volume spray for the control of certain post-harvest rots caused by:

- Black mold (*Alternaria alternata*)
- Gray mold (*Botrytis cinerea*)
- Rhizopus rot (*Rhizopus stolonifera*)

Application Method	Disease	Rate (fl oz)	Use Directions
In-Line Dip/ Drench Application	Black mold Gray mold Rhizopus rot	16-32 fl oz/ 100 gal (0.25 – 0.50 lb ai/100 gal)	<ul style="list-style-type: none"> <li>• Mix 16-32 fl oz of Scholar SC in 100 gallons of an appropriate water, wax/emulsion, or aqueous dilution of wax/oil emulsion.</li> <li>• Dip for approximately 30 seconds and allow fruit to drain.</li> <li>• Must be used in tank mixture with propiconazole.</li> </ul>
High-Volume (Dilute-Spray) Application	Black mold Gray mold Rhizopus rot	16 fl oz/50,000 lb of fruit (0.25 lb ai/50,000 lb of fruit)	<ul style="list-style-type: none"> <li>• Ensure proper coverage of the fruit.</li> <li>• Mix the fungicide solution in an appropriate water, wax/oil emulsion, or aqueous dilution of a wax/oil emulsion for the crop being treated.</li> <li>• Use T-jet, CDA, or similar application system.</li> <li>• Must be used in tank mixture with propiconazole.</li> </ul>
<b>Restrictions:</b> <ul style="list-style-type: none"> <li>• Do not make more than one post-harvest application to the fruit.</li> <li>• Not for processed tomato.</li> </ul>			
<ul style="list-style-type: none"> <li>• Maximum Single Application Rate: Do not exceed the maximum rate listed in the table.</li> <li>• Ensure the Scholar SC solution remains in suspension by using agitation.</li> <li>• Scholar SC is stable at temperatures of 60°C (or 140°F) that can be used to disinfest high-volume, recycling tanks.</li> </ul>			



## Tropical Fruit

Acerola, Atemoya, Avocado, Birida, Black sapote, Canistel, Cherimoya, Custard apple, Dragon Fruit, Durian, Feijoa, Guava, Ilama, Jaboticaba, Jackfruit, Longan, Lychee, Mamey sapote, Mango, Mangosteen, Papaya, Passionfruit, Pulasan, Rambutan, Sapodilla, Soursop, Spanish lime, Star apple, Starfruit, Sugar apple, and Wax jambu.

Use Scholar SC as a post-harvest dip/drench for the control of postharvest disease caused by:

- Botrytis fruit rot (*Botrytis cinerea*)
- Anthracnose (*Colletotrichum* spp.)
- Stem-end rot (*Lasiodiplodia* spp.)
- Green Mold (*Penicillium* spp.)
- Rhizopus rot (*Rhizopus stolonifer*)

Application Method	Disease	Rate (fl oz)	Use Directions
In-Line Dip/ Drench	Botrytis fruit rot Anthracnose Stem-end rot Green Mold Rhizopus rot	32 fl oz/ 100 gal (0.50 lb ai/100 gal)	<ul style="list-style-type: none"><li>• Mix 32 fl oz of Scholar SC in 100 gallons of water, wax/emulsion, or aqueous dilution of wax/oil emulsion.</li><li>• Dip for approximately 30 seconds and allow fruit to drain.</li></ul>
<b>Restriction: Do not make more than one post-harvest application to the fruit.</b>			
<ul style="list-style-type: none"><li>• Maximum Single Application Rate: 32 fl oz/100 gal</li><li>• Ensure the Scholar SC solution remains in suspension by using agitation.</li><li>• Scholar SC is stable at temperatures of 60°C (or 140°F) that can be used to disinfest high-volume, recycling tanks.</li></ul>			

## **STORAGE AND DISPOSAL**

Do not contaminate water, food or feed by storage or disposal.

### **Pesticide Storage**

Do not store near heat or open flame. Store in original containers only. Keep container closed when not in use. Do not store near food or feed. In case of spill on floor or paved surfaces, mop and remove to chemical waste storage area until proper disposal can be made if product cannot be used according to the label. Take special care to avoid contamination of equipment and facilities during cleanup procedures and disposal of wastes.

### **Pesticide Disposal**

Improper disposal of unused pesticide, spray mixture, or rinsate is a violation of Federal law. If these wastes cannot be disposed of by use according to label instructions, contact your State Pesticide or Environmental Control Agency, or the Hazardous Waste representative of the nearest EPA Regional Office for guidance.

### **Container Handling (less than or equal to 5 gallons)**

**Non-refillable container.** Do not reuse or refill this container. Triple rinse container (or equivalent) promptly after emptying. Triple rinse as follows: Empty the remaining contents into application equipment or a mix tank and drain for 10 seconds after the flow begins to drip. Fill the container  $\frac{1}{4}$  full with water and recap. Shake for 10 seconds. Pour rinsate into application equipment or a mix tank or store rinsate for later use or disposal. Drain for 10 seconds after the flow begins to drip. Repeat this procedure two more times. Then offer for recycling if available or puncture and dispose of in a sanitary landfill, or by incineration, or by other procedures approved by state and local authorities.

*continued...*

## **STORAGE AND DISPOSAL *(continued)***



### **Container Handling (greater than 5 gallons)**

**Non-refillable container.** Do not reuse or refill this container. Triple rinse container (or equivalent) promptly after emptying. Triple rinse as follows: Empty the remaining contents into application equipment or a mix tank. Fill the container  $\frac{1}{4}$  full with water. Replace and tighten closures. Tip container on its side and roll it back and forth, ensuring at least one complete revolution, for 30 seconds. Stand the container on its end and tip it back and forth several times. Turn the container over onto its other end and tip it back and forth several times. Empty the rinsate into application equipment or a mix tank or store rinsate for later use or disposal. Repeat this procedure two more times. Then offer for recycling if available or puncture and dispose of in a sanitary landfill, or by incineration, or by other procedures approved by state and local authorities.

### **Container Handling (greater than 5 gallons)**

**Refillable container.** Refill this container with pesticide only. Do not reuse this container for any other purpose. Cleaning the container before final disposal is the responsibility of the person disposing of the container. Cleaning before refilling is the responsibility of the person refilling. To clean container before final disposal, empty the remaining contents from this container into application equipment or mix tank. Fill the container about 10 percent full with water. Agitate vigorously or recirculate water with the pump for 2 minutes. Pour or pump rinsate into application equipment or rinsate collection system. Repeat this rinsing procedure two more times. Then offer for recycling if available or puncture and dispose of in a sanitary landfill, or by incineration, or by other procedures approved by state and local authorities.

**CONTAINER IS NOT SAFE FOR FOOD, FEED OR DRINKING WATER.**

Scholar®, the ALLIANCE FRAME   
the SYNGENTA Logo and the PURPOSE ICON   
are Trademarks of a Syngenta Group Company

Viton™ is a trademark of The Chemours Company FC, LLC.

©2022 Syngenta

For non-emergency (e.g., current product information), call  
Syngenta Crop Protection at 1-800-334-9481.

Manufactured for:  
Syngenta Crop Protection, LLC  
P. O. Box 18300  
Greensboro, North Carolina 27419-8300

**SCP 1242A-L1J 0222**  
**4155738**

FLUDIOXONIL GROUP 12 FUNGICIDE



Active Ingredient:	
Fludioxonil:* . . . . .	20.4%
Other Ingredients:	79.6%
Total:	100.0%

\*CAS No. 131341-86-1

Scholar SC Fungicide is formulated as a flowable suspension concentrate (SC) and contains 1.92 lb active ingredient per gallon.

See additional precautionary statements and directions for use inside booklet.

EPA Reg. No. 100-1242

EPA Est. 100-NE-001

Scholar<sup>®</sup> and the Syngenta logo are trademarks of a Syngenta Group Company.

©2022 Syngenta

Manufactured for:  
Syngenta Crop Protection, LLC  
P. O. Box 18300  
Greensboro, North Carolina 27419-8300

SCP 1242A-L1J 0222  
4155738

KEEP OUT OF REACH  
OF CHILDREN.

## CAUTION

### FIRST AID

**If in eyes:** Hold eye open and rinse slowly and gently with water for 15-20 minutes. Remove contact lenses, if present, after the first 5 minutes, then continue rinsing. Call a poison control center or doctor for treatment advice.

**If on skin or clothing:** Take off contaminated clothing. Rinse skin immediately with plenty of water for 15-20 minutes. Call a poison control center or doctor for treatment advice.

Have the product container or label with you when calling a poison control center or doctor, or going for treatment.

**HOTLINE NUMBER:** For 24-Hour Medical Emergency Assistance (Human or Animal) or Chemical Emergency Assistance (Spill, Leak, Fire, or Accident), Call 1-800-888-8372.

### PRECAUTIONARY STATEMENTS

Hazards to Humans and Domestic Animals

#### CAUTION

Causes moderate eye irritation. Harmful if absorbed through skin. Avoid contact with eyes, skin, or clothing. Remove and wash contaminated clothing before reuse. Wash thoroughly with soap and water after handling and before eating, drinking, chewing gum, using tobacco or using the toilet.

**Environmental Hazards:** This product is toxic to fish and aquatic invertebrates. Do not contaminate water when disposing of equipment washwaters or rinsates.

**Physical or Chemical Hazards:** Do not use or store near heat or open flame.

## STORAGE AND DISPOSAL

Do not contaminate water, food or feed by storage or disposal.


**Pesticide Storage:** Do not store near heat or open flame. Store in original containers only. Keep container closed when not in use. Do not store near food or feed. In case of spill on floor or paved surfaces, mop and remove to chemical waste storage area until proper disposal can be made if product cannot be used according to the label. Take special care to avoid contamination of equipment and facilities during cleanup procedures and disposal of wastes.

**Pesticide Disposal:** Improper disposal of unused pesticide, spray mixture, or rinsate is a violation of Federal law. If these wastes cannot be disposed of by use according to label instructions, contact your State Pesticide or Environmental Control Agency, or the Hazardous Waste representative of the nearest EPA Regional Office for guidance.

**Container Handling: Non-refillable container.** Do not reuse or refill this container. Triple rinse container (or equivalent) promptly after emptying. Triple rinse as follows: Empty the remaining contents into application equipment or a mix tank and drain for 10 seconds after the flow begins to drip. Fill the container <sup>1</sup>/<sub>4</sub> full with water and recap. Shake for 10 seconds. Pour rinsate into application equipment or a mix tank or store rinsate for later use or disposal. Drain for 10 seconds after the flow begins to drip. Repeat this procedure two more times. Then offer for recycling if available or puncture and dispose of in a sanitary landfill, or by incineration, or by other procedures approved by state and local authorities  
**CONTAINER IS NOT SAFE FOR FOOD, FEED OR DRINKING WATER.**

**1 gallon**  
**(128 fl oz)**  
**Net Contents**

**syngenta<sup>®</sup>**



(01) 0 07 02941 38611 2