

PULL HERE TO OPEN ►

FOMESAFEN	GROUP	14	HERBICIDE
-----------	-------	----	-----------

Sedona®

HERBICIDE

For Control of Weeds in Soybeans

Active Ingredient:

Sodium salt of fomesafen
5-[2-chloro-4-(trifluoromethyl)phenoxy]-N-(methylsulfonyl)-2-nitrobenzamide 22.1%*

<i>Other Ingredients:</i>	77.9%
---------------------------	-------

<i>Total:</i>	100.0%
---------------	--------

Sedona is formulated as a soluble liquid.

**Sedona is equivalent to 21.0% fomesafen or 1.88 lb fomesafen active ingredient per gal.*

EPA Reg. No. 100-1101

EPA Est. 100-NE-001

KEEP OUT OF REACH OF CHILDREN.

WARNING/AVISO

Si usted no entiende la etiqueta, busque a alguien para que se la explique a usted en detalle. (If you do not understand the label, find someone to explain it to you in detail.)

See additional precautionary statements and directions for use in attached booklet.

*Product of China
Formulated in the USA*

**SCP 1101B-L1D 1218
4103759**

2.5 gallons

Net Contents

FIRST AID	
If in eyes	<ul style="list-style-type: none"> • Hold eye open and rinse slowly and gently with water for 15-20 minutes. Remove contact lenses, if present, after the first 5 minutes, then continue rinsing eye. • Call a Poison Control Center or doctor for treatment advice.
If swallowed	<ul style="list-style-type: none"> • Call a Poison Control Center or doctor immediately for treatment advice. • Have person sip a glass of water if able to swallow. • Do not induce vomiting unless told to by a Poison Control Center or doctor. • Do not give anything by mouth to an unconscious person.
If on skin or clothing	<ul style="list-style-type: none"> • Take off contaminated clothing. • Rinse skin immediately with plenty of water for 15-20 minutes. • Call a Poison Control Center or doctor for treatment advice.
If inhaled	<ul style="list-style-type: none"> • Move person to fresh air. • If person is not breathing, call 911 or an ambulance, then give artificial respiration, preferably mouth-to-mouth, if possible. • Call a Poison Control Center or doctor for further treatment advice.
NOTE TO PHYSICIAN	
Probable mucosal damage may contraindicate the use of gastric lavage.	
Have the product container or label with you when calling a Poison Control Center or doctor or going for treatment.	
HOT LINE NUMBER For 24-Hour Medical Emergency Assistance (Human or Animal) or Chemical Emergency Assistance (Spill, Leak, Fire, or Accident), Call 1-800-888-8372	

PRECAUTIONARY STATEMENTS

HAZARDS TO HUMANS AND DOMESTIC ANIMALS

WARNING/AVISO

CAUSES EYE AND SKIN IRRITATION. HARMFUL IF SWALLOWED, INHALED OR ABSORBED THROUGH SKIN. Do not get on skin or on clothing. Avoid breathing vapor or spray mist. Avoid contact with eyes. Prolonged or frequently repeated skin contact may cause allergic reactions in some individuals. Wash thoroughly with soap and water after handling and before eating, drinking, chewing gum, using tobacco or using the toilet. Remove and wash contaminated clothing before reuse.

Personal Protective Equipment (PPE)

Applicators and other handlers must wear:

- Coveralls over short-sleeved shirt and short pants
- Chemical-resistant gloves: barrier laminate, nitrile rubber ≥ 14 mils, neoprene rubber ≥ 14 mils, or Viton® ≥ 14 mils
- Chemical-resistant footwear plus socks
- Chemical-resistant apron when cleaning equipment, mixing or loading

User Safety Requirements

Follow the manufacturer's instructions for cleaning/maintaining PPE. If no such instructions for washables exist, use detergent and hot water. Keep and wash PPE separately from other laundry.

continued...

PRECAUTIONARY STATEMENTS (continued)

User Safety Recommendations

Users should:

- Wash hands before eating, drinking, chewing gum, using tobacco or using the toilet.
- Remove clothing/PPE immediately if pesticide gets inside. Then wash thoroughly and put on clean clothing.
- Remove PPE immediately after handling this product. Wash the outside of gloves before removing. As soon as possible, wash thoroughly and change into clean clothing.

Environmental Hazards

For Terrestrial Uses: Do not apply directly to water, or to areas where surface water is present, or to intertidal areas below the mean high water mark. Do not contaminate water when disposing of equipment washwater or rinsate. Do not apply when weather conditions favor drift from target area.

Drift and runoff may be hazardous to aquatic organisms in water adjacent to treated areas.

Non-target Organism Advisory

This product is toxic to plants and may adversely impact the forage and habitat of non-target organisms, including pollinators, in areas adjacent to the treated site. Protect the forage and habitat of non-target organisms by following label directions intended to minimize spray drift.

Groundwater Advisory

Fomesafen is known to leach through soil into groundwater under certain conditions as a result of label use. This chemical may leach into groundwater if used in areas where soils are permeable, particularly where the water table is shallow.

Surface Water Advisory

This product may impact surface water quality due to spray drift and runoff of rain water. This is especially true for poorly draining soils and soils with shallow ground water. This product is classified as having high potential for reaching surface water via runoff for several months after application. A level, well-maintained vegetative buffer strip between areas to which this product is applied and surface water features such as ponds, streams, and springs will reduce the potential loading of fomesafen from runoff water and sediment. Runoff of this product will be reduced by avoiding applications when rainfall is forecasted to occur within 48 hours. See the manual for "Conservation Buffers to Reduce Pesticide Losses" at the following internet address:

<http://www.wsi.nrcs.usda.gov/products/W2Q/pest/core4.html>.

MANDATORY SPRAY DRIFT

Aerial Applications:

- Do not release spray at a height greater than 10 ft above the vegetative canopy, unless a greater application height is necessary for pilot safety.
- For applications prior to the emergence of crops and target weeds, applicators are required to use a Coarse or coarser droplet size (ASABE S572.1).
- For all other applications, applicators are required to use a Medium or coarser droplet size (ASABE S572.1).
- For aerial applications: Do not apply when wind speeds exceed 15 mph at the application site. If the wind speed is greater than 10 mph, the boom length must be 65% or less of the wingspan for fixed wing aircraft and 75% or less of the rotor blade diameter for helicopters. Otherwise, the boom length must be 75% or less of the wingspan for fixed wing aircraft and 90% or less of the rotor blade diameter for helicopters. Applicators must use $\frac{1}{2}$ swath displacement upwind at the downwind edge of the field.
- Nozzles must be oriented so the spray is directed toward the back of the aircraft.
- Do not apply when wind speeds exceed 15 miles per hour at the application site.
- Do not apply during temperature inversions.

MANDATORY SPRAY DRIFT**Ground Boom Applications:**

- User must only apply with the nozzle height recommended by the manufacturer, but no more than 3 feet above the ground or crop canopy unless making a turf, pasture, or rangeland application, in which case applicators may apply with a nozzle height no more than 4 feet above the ground.
- For applications prior to the emergence of crops and target weeds, applicators are required to use a Coarse or coarser droplet size (ASABE S572.1).
- For all other applications, applicators are required to use a Medium or coarser droplet size (ASABE S572.1).
- Do not apply when wind speeds exceed 15 miles per hour at the application site.
- Do not apply during temperature inversions.

SPRAY DRIFT ADVISORIES

THE APPLICATOR IS RESPONSIBLE FOR AVOIDING OFF-SITE SPRAY DRIFT.
BE AWARE OF NEARBY NON-TARGET SITES AND ENVIRONMENTAL CONDITIONS.

IMPORTANCE OF DROPLET SIZE

An effective way to reduce spray drift is to apply large droplets. Use the largest droplets that provide target pest control. While applying larger droplets will reduce spray drift, the potential for drift will be greater if applications are made improperly or under unfavorable environmental conditions.

Controlling Droplet Size – Ground Boom

- Volume - Increasing the spray volume so that larger droplets are produced will reduce spray drift. Use the highest practical spray volume for the application. If a greater spray volume is needed, consider using a nozzle with a higher flow rate.
- Pressure - Use the lowest spray pressure recommended for the nozzle to produce the target spray volume and droplet size.
- Spray Nozzle - Use a spray nozzle that is designed for the intended application. Consider using nozzles designed to reduce drift.

Controlling Droplet Size – Aircraft

- Adjust Nozzles - Follow nozzle manufacturers recommendations for setting up nozzles. Generally, to reduce fine droplets, nozzles should be oriented parallel with the airflow in flight.

BOOM HEIGHT – Ground Boom

Use the lowest boom height that is compatible with the spray nozzles that will provide uniform coverage. For ground equipment, the boom should remain level with the crop and have minimal bounce.

RELEASE HEIGHT - Aircraft

Higher release heights increase the potential for spray drift.

SHIELDED SPRAYERS

Shielding the boom or individual nozzles can reduce spray drift. Consider using shielded sprayers. Verify that the shields are not interfering with the uniform deposition of the spray on the target area.

TEMPERATURE AND HUMIDITY

When making applications in hot and dry conditions, use larger droplets to reduce effects of evaporation.

TEMPERATURE INVERSIONS

Drift potential is high during a temperature inversion. Temperature inversions are characterized by increasing temperature with altitude and are common on nights with limited cloud cover and light to no wind. The presence of an inversion can be indicated by ground fog or by the movement of smoke from a ground source or an aircraft smoke generator. Smoke that layers and moves laterally in a concentrated cloud (under low wind conditions) indicates an inversion, while smoke that moves upward and rapidly dissipates indicates good vertical air mixing. Avoid applications during temperature inversions.

WIND

Drift potential generally increases with wind speed. AVOID APPLICATIONS DURING GUSTY WIND CONDITIONS.

Applicators need to be familiar with local wind patterns and terrain that could affect spray drift.

DIRECTIONS FOR USE

It is a violation of Federal Law to use this product in a manner inconsistent with its labeling.

Do not apply this product in a way that will contact workers or other persons, either directly or through drift. Only protected handlers may be in the area during application. For any requirements specific to your State or Tribe, consult the agency responsible for pesticide regulation.

AGRICULTURAL USE REQUIREMENTS

Use this product only in accordance with its labeling and with the Worker Protection Standard, 40 CFR part 170. This Standard contains requirements for the protection of agricultural workers on farms, forests, nurseries, and greenhouses, and handlers of agricultural pesticides. It contains requirements for training, decontamination, notification, and emergency assistance. It also contains specific instructions and exceptions pertaining to the statements on this label about personal protective equipment (PPE), and restricted-entry interval. The requirements in this box only apply to uses of this product that are covered by the Worker Protection Standard.

Do not enter or allow worker entry into treated areas during the restricted-entry interval (REI) of 24 hours.

PPE required for early entry to treated areas that is permitted under the Worker Protection Standard and that involves contact with anything that has been treated, such as plants, soil, or water, is:

- Coveralls over short-sleeved shirt and short pants
- Chemical-resistant gloves: barrier laminate, nitrile rubber \geq 14 mils, neoprene rubber \geq 14 mils, or Viton \geq 14 mils
- Chemical-resistant footwear plus socks

PRODUCT INFORMATION

Read all label directions before using.

Sedona is a selective herbicide which may be applied preplant, preemergence and/or postemergence for control or suppression of broadleaf weeds, grasses and sedges in soybeans.

Sedona is most effective and consistent when used postemergence, working through contact action. Therefore, emerged weeds must have thorough spray coverage for effective control. Some bronzing, crinkling or spotting of soybean leaves may occur following a postemergence application, but soybeans soon outgrow these effects and develop normally.

Optimum weed control is achieved by postemergence applications of Sedona to young actively growing broadleaf weeds that are not under stress from moisture, temperature, low soil fertility, mechanical or chemical injury.

Certain germinating broadleaf weeds, grasses and sedges may be controlled or suppressed by soil residual activity from either preplant, preemergence and/or postemergence applications if rainfall occurs shortly after application. The extent and consistency of soil activity is dependent upon soil characteristics, ground cover, amount of rainfall following application and the rate of Sedona used.

RESISTANT WEED MANAGEMENT

FOMESAFEN	GROUP	14	HERBICIDE
-----------	-------	----	-----------

Sedona contains the active ingredient fomesafen which inhibits the enzyme, protoporphyrinogen oxidase (PPO or PROTOX, Site of Action Group 14). Some naturally occurring weed populations have been identified as resistant to Group 14 herbicides. Selection of resistant biotypes, through repeated use of these herbicides or lower than specified use rates in the same field, may result in weed control failures. A resistant biotype may be present where poor performance cannot be attributed to adverse environmental conditions or improper application methods.

Contact your local Syngenta representative, retailer, crop advisor or extension agent to determine if weeds resistant to this mode of action are present in your area. If resistant biotypes have been reported, use the full labeled rate of this product, apply at the labeled timing, and tank-mix with a different mode of action product so there are multiple effective modes of application for each suspected resistant weed.

Principles of Herbicide Resistant Weed Management

Scout and know your field

- Know weed species present in the field to be treated through scouting and field history. An understanding of weed biology is useful in designing a resistance management strategy. Ensure the weed management program will control all weeds present.
- Fields should be scouted prior to application to determine species present and growth stage. Always apply this herbicide at the full labeled rate and correct timing for the weeds present in the field.

Utilize non-herbicidal practices to add diversity

- Use diversified management tactics including cover crops, mechanical weed control, harvest weed seed control, and crop rotation as appropriate.

Use good agronomic practices, start clean and stay clean

- Use good agronomic practices that enhance crop competitiveness.
- Plant into weed-free fields utilizing tillage or an effective burndown herbicide for control of emerged weeds.
- Sanitize farm equipment to avoid spreading seed or vegetative propagules prior to leaving fields.

Difficult to control weeds

- Fields with difficult to control weeds should be planted in rotation with crops that allow the use of herbicides with an alternative mode of action or different management practices.
- Difficult to control weeds may require sequential applications, including a broad spectrum preemergence herbicide followed by one or more postemergence herbicide applications. Utilize herbicides containing different modes of action effective on the target weeds in sequential applications.

Do not overuse the technology

- Do not use more than two applications of this or any other herbicide with the same mode of action in a single growing season unless mixed with an herbicide with a different mode of action which provides overlapping spectrum for the difficult to control weeds.

Scout and inspect fields following application

- Prevent an influx of weeds into the field by controlling weeds in field borders.
- Scout fields after application to verify that the treatment was effective.
- Suspected- herbicide resistant weeds may be identified by these indicators
 - Failure to control a weed species normally controlled by the herbicide at the dose applied, especially if control is achieved on adjacent weeds;
 - A spreading patch of non-controlled plants of a particular weed species; and
 - Surviving plants mixed with controlled individuals of the same species.
- Report non-performance of this product to your Syngenta retailer, Syngenta representative, or call 1-866-Syngent (866-796-4368). If resistance is suspected ensure weed escapes are controlled using an herbicide with an effective mode of action and/or use non-chemical means to prevent further seed production.

Prevent weed escapes before, during, and after harvest

- Do not allow weed escapes to produce seed or vegetative structures including tubers or stolons which contribute to spread and survival. Consider harvest weed seed management and control weeds post-harvest to prevent seed production.

APPLICATION DIRECTIONS

Application Timing

Best broad spectrum postemergence control of susceptible broadleaf weeds is obtained when Sedona is applied early to actively growing weeds. This usually occurs 14 to 28 days after planting. Refer to the weed control tables for specific directions on weed growth stages and rates.

Spray Additives

Only spray additives cleared for use on growing crops under 40 CFR 180.1001 may be used in the spray mixture.

For best broad spectrum postemergence control of susceptible broadleaf weeds in Regions 2, 3, 4 and 5 (see Regional Use Maps), Sedona needs to be used with 1.0-2.5% v/v liquid nitrogen (28-32%) or a minimum of 8.5 lb ammonium sulfate per 100 gallons of spray volume.

For postemergence applications always add one of the following, except in tank mix with products prohibiting spray additives

Crop Oil Concentrate (COC) or Methylated Seed Oil (MSO): Use a nonphytotoxic COC or MSO containing 15-20% approved emulsifier at 0.5-1% v/v (2-4 qt/100 gal) of finished spray volume. COC or MSO can improve weed control but may slightly reduce crop safety.

Nonionic Surfactant (NIS): Use NIS containing at least 80% active ingredient at 0.25-0.5% v/v (1-2 qt/100 gal) of finished spray volume.

Other Adjuvants: Adjuvants other than COC or NIS may be used providing the product meets the following criteria:

1. Contains only EPA exempt ingredients
2. Is nonphytotoxic to the target crop
3. Is compatible in mixture (May be established through a jar test.)
4. Is supported locally for use with Sedona on the target crop through proven field trials

Note: No adjuvants are needed for preplant or preemergence applications, unless Sedona is being used in a burn-down.

When an adjuvant is to be used with this product, the use of an adjuvant that meets the standards of the Council of Producers & Distributors of Agrotechnology (CPDA) adjuvant certification program is advised.

Refer to Sedona Regional Use Map for the maximum rate of Sedona (or other fomesafen containing products) that may be applied in each geographic region.

Directions for Tank Mixing Order:

1. Fill spray tank with half the required amount of water and begin agitation.*
2. Add fertilizer (UAN, AMS).
3. Add dry pesticide formulations.
4. Add Sedona.
5. Add liquid pesticide formulation.
6. Add adjuvant (MSO, COC or NIS).
7. Add remainder of water and then maintain constant agitation.

*Compatibility agent, 1 gal/500 gal of water or 0.2% v/v, may be added as needed.

Tank-Mix Compatibility Test

A jar test is advised prior to tank mixing to ensure compatibility of Sedona with mixture partners.

- Conduct a jar test using a 1 pt to 1 qt container with lid by adding water or other intended carrier including a liquid fertilizer to the jar.
- Next, add the appropriate amount of pesticide(s) or tank-mix partner(s) in their relative proportions based on label rates. Add tank-mix components separately in the order described in the tank-mixing section. After each addition, shake or stir gently to thoroughly mix.
- After all ingredients have been added, put the lid on the jar, tighten and invert the jar 10 times to mix.
- After mixing, let the mixture stand 15 – 30 minutes and then examine for signs of incompatibility including obvious separation, large flakes, precipitates, gels or heavy oily film on the jar.
- If the mixture remains mixed or can be remixed readily, it is physically compatible and can be used.
- If the mixture is incompatible, repeat the test using a compatibility agent at the label rate. Or, if applicable, slurry dry formulations in water before adding to the jar. If incompatibility is still observed after following these procedures, do not use the mixture.
- After compatibility testing is complete, dispose of any pesticide wastes in accordance with the storage and disposal section of this label.

TANK MIX PARTNERS FOR SEDONA

BRAND/ EPA REG. NO.	ACTIVE INGREDIENT(S)	BRAND/ EPA REG. NO.	ACTIVE INGREDIENT(S)
Assure II®/3862-191	Dimethyl Benzyl Ammonium Chloride	Gramoxone®/100-1431	Paraquat dichloride
Basagran®/ 66330-413	Sodium bentazon	Harmony®/279-9583	Trifensulfuron-methyl; tribenuron-methyl
Butyrac®/ 42750-38	Dichlorophenoxy butyric acid	Liberty® SL Herbicide/264-660	Glufosinate-ammonium
Classic®/352436	Chlorimuron-ethyl	Poast®/7969-58	Sethoxydim
FirstRate®/62719-275	cloransulam-methyl	Poast Plus®/7969-88	Sethoxydim
Fusilade DX/100-1070	Fluazifop-P-butyl	Pursuit®/241-310	Ammonium salt of imazethapyr
Fusion/100-1059	Fluazifop-P-butyl; fenoxaprop-P-ethyl	Raptor®/241-379	Ammonium salt of imazamox
Roundup® brands	Glyphosate	Resource®/59639-82	Flumiclorac pentyl ester
Glyphomax™/62719-323	Glyphosate	Scepter®/5481-597	Imazaquin
		Select®/59639-78	Clethodim

APPLICATION INSTRUCTIONS

Ground Application

Use sufficient spray volume and pressure to ensure complete coverage of the target. A minimum spray volume of 15 gal/A is specified. On large weeds and/or dense foliage use a minimum of 20 gal/A, to ensure thorough coverage of weed foliage. The use of standard flat fan nozzles will result in the most effective post-emergence application of Sedona. Use nozzles that are set up to deliver a medium quality spray, according to the ASABE S-572.1 standard.

For tank-mixes containing Sedona and either dicamba or 2,4-D, nozzles that are set up to deliver coarse, very coarse, extremely coarse or ultra-coarse sprays may be used. The required spray quality needs to be determined by reference to the instructions given on the label of the dicamba- or 2,4-D-containing tank-mix partner, for these tank-mixes. For all other tank-mixes containing Sedona applied postemergence, use nozzles that deliver a medium quality spray.

Band Applications

Thorough weed coverage is important for postemergence control. Best coverage is obtained with a minimum of two nozzles, one directed to each side of the planted row. Application with a single nozzle directed over the top of the row is not advised for postemergence applications but is suitable for preemergence applications. Cultivation of untreated areas may be needed following band applications. When making postemergence band applications and cultivating in the same operation, position nozzles in advance of the cultivation device. This will reduce dust in the spray area. Dust can intercept spray, reducing weed coverage, resulting in less than adequate weed control.

Calculate the amount of herbicide and water volume needed for postemergence band treatment by the following formulas:

$$\frac{\text{Band width in inches}}{\text{Row width in inches}} \times \text{Broadcast rate per acre} = \text{Band herbicide rate per acre}$$

$$\frac{\text{Band width in inches}}{\text{Row width in inches}} \times \text{Broadcast volume per acre} = \text{Band herbicide rate per acre}$$

Aerial Application

Use sufficient spray volume and pressure to ensure complete coverage of the target. A minimum of 5 gal/A of spray mixture needs to be applied with a maximum of 40 PSI pressure. When broadleaf weed foliage is dense, use a minimum of 10 gal/A to ensure coverage of weed foliage.

Cultivation

Cultivation prior to application is not advised. Cultivation may put weeds under stress, reducing weed control. Timely cultivation 1-3 weeks after applying Sedona may assist weed control.

Rainfastness

Sedona requires a 1-hour rain-free period for best results when applied postemergence.

RESTRICTIONS

- **DO NOT APPLY THIS PRODUCT THROUGH ANY TYPE OF IRRIGATION SYSTEM.**
- A maximum of 1.6 pt of Sedona (or a maximum of 0.375 lb ai/A of fomesafen from any product containing fomesafen) may be applied per acre per year in Region 1 (see Regional Use Map).
- A maximum of 1.6 pt of Sedona (or a maximum of 0.375 lb ai/A of fomesafen from any product containing fomesafen) may be applied per acre in alternate years in Region 2 (see Regional Use Map).

- A maximum of 1.3 pt of Sedona (or a maximum of 0.313 lb ai/A of fomesafen from any product containing fomesafen) may be applied per acre in alternate years in Region 3 (see Regional Use Map).
- A maximum of 1 pt of Sedona (or a maximum of 0.25 lb ai/A of fomesafen from any product containing fomesafen) may be applied per acre in alternate years in Region 4 (see Regional Use Map).
- A maximum of 1 pt of Sedona (or a maximum of 0.25 lb ai/A of fomesafen from any product containing fomesafen) may be applied per acre in alternate years in Region 4a (see Regional Use Map). Apply only to soybeans in Region 4a. Do not make a Sedona application later than June 20th. Cumulative rainfall plus overhead irrigation must total 15 inches from the period of Sedona application to soybean crop maturity to allow planting of rotational crops listed in this label (refer to Rotational Crop Restrictions section). If the soybean crop is lost or the required cumulative rainfall plus irrigation is not received as outlined above, plant only soybeans the following growing season.
- A maximum of 0.75 pt of Sedona (or a maximum of 0.1875 lb ai/A of fomesafen from any product containing fomesafen) may be applied per acre in alternate years in Region 5 (see Regional Use Map).
- Do not apply more than the maximum rates and number of applications of Sedona to soybeans in each geographic region (refer to the Sedona Regional Use Map) specified in the following table.
- Do not apply a second application of a fomesafen-containing product, as crop injury or illegal residues may occur in harvested crops.
- Do not graze treated areas or harvest for forage or hay.

Product Use Restrictions – Soybeans

Sedona Use Restrictions for Soybeans				
Region	Maximum Single Application Sedona Rate (pt/A)	Maximum Single Application Sedona Rate (lb fomesafen/A)	Maximum Number Applications	PHI (days)
1	1.6	0.375	1 per year	45
2	1.6	0.375	1 every other year	45
3	1.3	0.313	1 every other year	45
4	1	0.25	1 every other year	45
4a	1	0.25	1 every other year	45
5	0.75	0.1875	1 every other year	45

- In Region 4a, do not make a Sedona application later than June 20th. Cumulative rainfall plus overhead irrigation must total 15 inches from the period of Sedona application to soybean crop maturity to allow planting of rotational crops listed in this label (refer to Rotational Crop Restrictions section). If the soybean crop is lost or the required cumulative rainfall plus irrigation is not received as outlined above, plant only soybeans the following growing season.

Do not graze treated areas or harvest for forage or hay.

ROTATIONAL CROP RESTRICTIONS

The following rotational crops may be planted after applying Sedona at directed rates:

Rotational Crops	Planting Time From Last Sedona Application
Bean, Dry Bean, Snap Cotton Potato Soybean Soybean, Succulent (edamame)	0 months
Bean, Lima Pea, Succulent Peanut Small Grains including Wheat, Barley, Rye	4 months
Corn, Field Corn, Seed Corn, Sweet ⁵ Pepper (transplanted) ¹ Popcorn ⁴ Pumpkin ² Rice Tomato (transplanted) ¹ Watermelon ²	10 months
Bean, Succulent (other than edamame, snap bean and lima bean) Cantaloupe ² Cucumber ² Edible-podded beans and peas not otherwise specified in this table Eggplant Pea, Dry Pepper, (direct-seeded) Squash ² Sweet Potato Tomato (direct-seeded)	12 months
Sorghum ³	18 months
All other crops not listed above	18 months

¹ 4 months in Region 1

² 8 months in Region 1

³ 10 months in Region 1

⁴ 12 months in the states of Ohio, Kentucky, Illinois, Indiana, Iowa, and Regions 4 and 4a when applied at rates of 1 pint per acre or more

⁵ 18 months in the states of Connecticut, Maine, Massachusetts, New Hampshire, New York, Rhode Island, Vermont and Region 5

Restriction: Do not graze rotated small grain crops for harvest forage or straw for livestock.

PRECAUTIONS

- Thoroughly clean the spray system with water and a commercial tank cleaner before and after each use.
- Tank mixes of Sedona with other pesticides, fertilizers or any other additives except as specified on this label or other approved Syngenta supplemental labels may result in tank mix incompatibility, unsatisfactory performance and/or unsatisfactory crop injury.
- Apply postemergence to actively growing weeds. Avoid applying Sedona to weeds or soybeans which are under stress from moisture, temperature, low soil fertility, mechanical or chemical injury, as reduced weed control and/or increased crop injury may result.
- Avoid overlapping spray swaths, as injury may occur to rotational crops.
- Optimum spray coverage will occur when the ground speed does not exceed 10 mph during application.

Replanting

If replanting is necessary in fields previously treated with Sedona, the field may be replanted to cotton, dry beans, potatoes, snap beans or soybeans. If tank-mix combinations were used, refer to product labels for any additional replanting instructions.

Cover Crops

A cover crop can be an important tool for the overall farm cropping system. Cover crops are planted for conservation purposes, soil erosion control, soil health improvement, water quality improvement and weed management. A cover crop can be a single crop or a combination of crops, including grasses and/or broadleaf crops.

After harvest of a Sedona treated crop, planting of a cover crop is allowed provided the cover crop is not grazed or fed to livestock nor harvested for food. Terminate the cover crop through natural causes including frost or intentional termination by herbicide application, crimping, rolling, tillage or cutting. All possible cover crops or cover crop combinations have not been tested for sensitivity to this product. Before planting the cover crop, determine the level of sensitivity for the intended cover crops by conducting a field bioassay. Refer to the **Field Bioassay for Cover Crops** section for instructions on how to conduct a field bioassay.

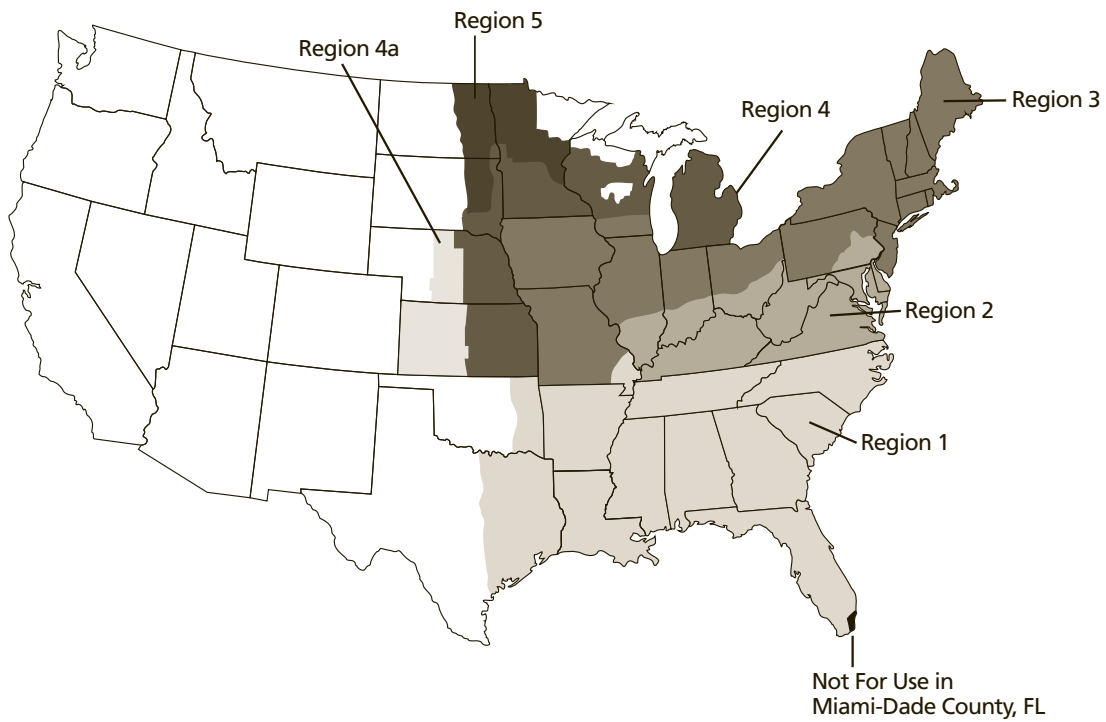
Field Bioassay for Cover Crops

A field bioassay is a method of determining if herbicide residues are present in the soil at concentrations high enough to adversely affect crop growth. Conduct the field bioassay by planting several strips of the desired cover crop across the field which has been previously treated with Sedona. Plant the cover crop strips perpendicular to the direction of the product application. Locate the strips so that all the different field conditions are encountered, including differences in field terrain, soil texture, organic matter, pH, and drainage. If the cover crop does not show adverse effects including crop injury and/or stand reduction, the field can be planted to this cover crop. If injury and/or stand reduction are visible, wait two to four weeks for further herbicide degradation to occur and repeat the bioassay. Alternatively, select a different cover crop and repeat the bioassay. Only plant cover crops that show acceptable crop safety in the field bioassay

SEDONA - USE RATES AND WEEDS CONTROLLED

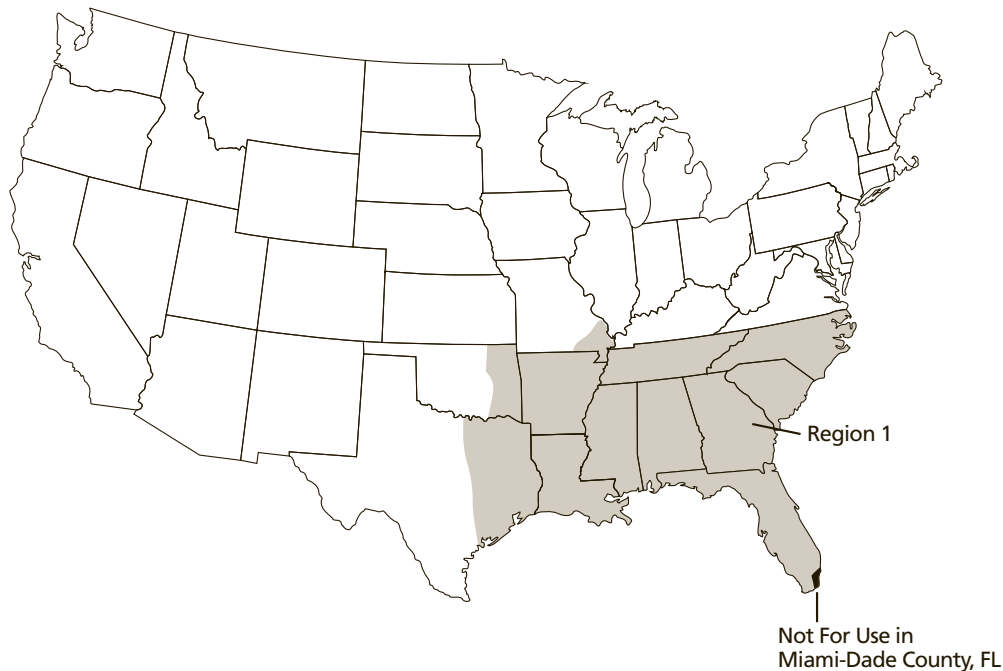
REFER TO MAP FOR DEFINITION OF SPECIFIED
GEOGRAPHIC REGIONS

SEDONA REGIONAL USE MAP



Refer to crop specific application directions in this label for specific application information in each region including the maximum yearly application rate, maximum number of applications, pre-harvest and retreatment interval.

REGION 1
(Maximum Rate 1.6 pt/A (0.375 lb ai/A) per year)

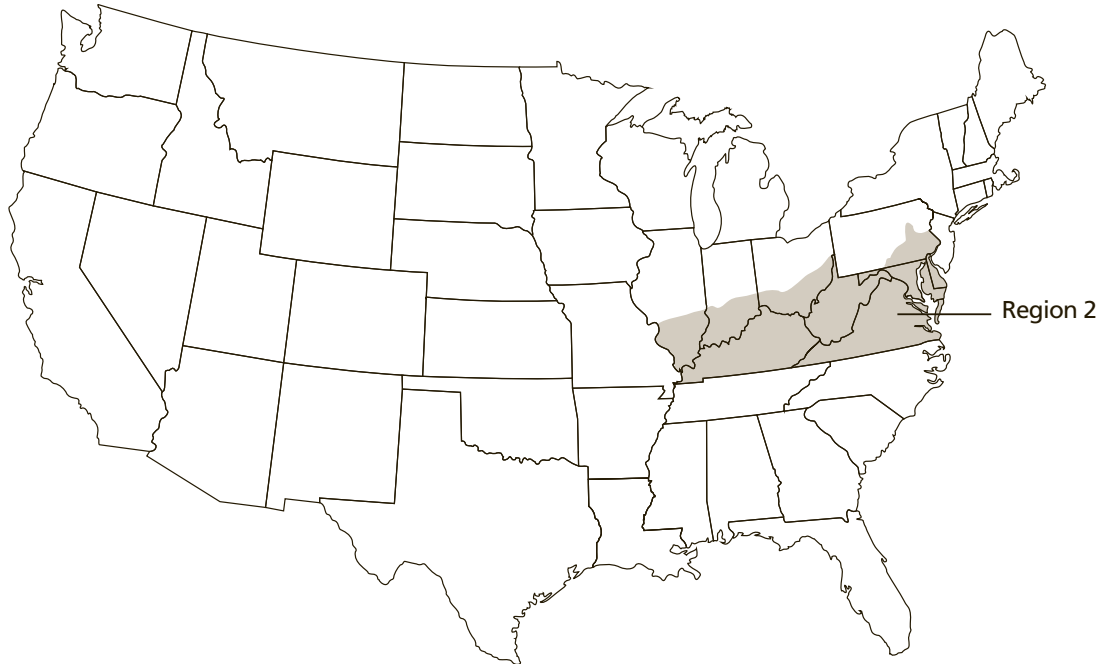


Includes the following states or portion of states where Sedona may be applied:

Region 1	Alabama	All areas.
	Arkansas	All areas.
	Florida	All areas except for Miami-Dade County.
	Georgia	All areas.
	Louisiana	All areas.
	Mississippi	All areas.
	Missouri	Counties of Bollinger, Butler, Cape Girardeau, Dunklin, Madison, Mississippi, New Madrid, Pemiscot, Perry, Ripley, Scott, Stoddard and Wayne.
	North Carolina	All areas.
	Oklahoma	All areas East of U.S. Highway 75 and East of Indian Nation Parkway.
	South Carolina	All areas.
	Tennessee	All areas.
	Texas	All areas East of U.S. Highway 77 to State Road 239, including all of Calhoun County.

Refer to crop specific application directions in this label for specific application information in each region including the maximum yearly application rate, maximum number of applications, pre-harvest interval and retreatment interval.

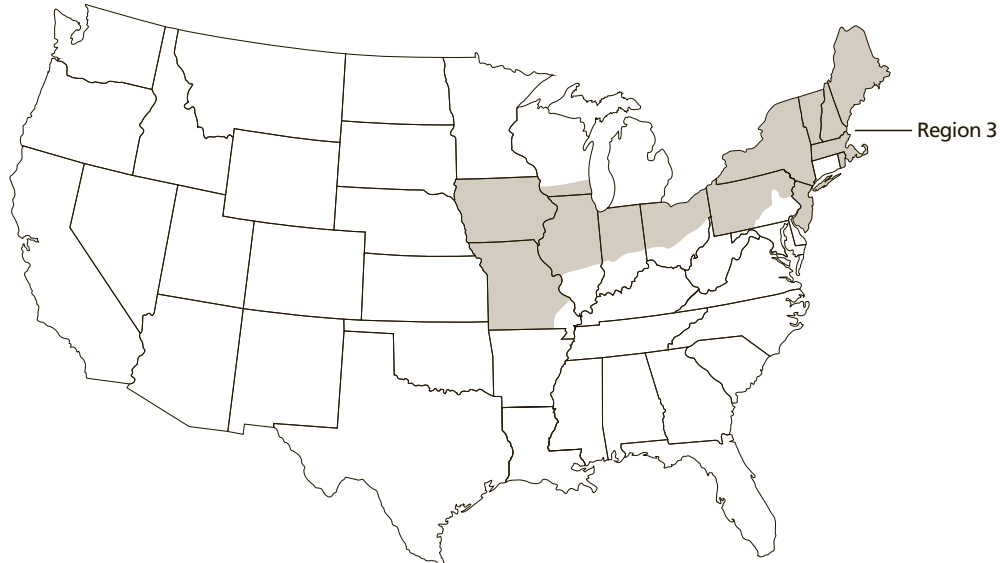
REGION 2
(Maximum Rate 1.6 pt/A (0.375 lb ai/A), alternate years)



Includes the following states or portion of states where Sedona may be applied:		
Region 2	Delaware	All areas.
	Illinois	All areas South of Interstate 70.
	Indiana	All areas South of Interstate 70.
	Kentucky	All areas.
	Maryland	All areas.
	Ohio	All areas South of Interstate 70.
	Pennsylvania	All areas South of Interstate 80 to the intersection of U.S. Highway 15 and East of U.S. Highway 15 and U.S. Highway 522.
	Virginia	All areas.
	West Virginia	All areas.

Refer to crop specific application directions in this label for specific application information in each region including the maximum yearly application rate, maximum number of applications, pre-harvest interval and retreatment interval.

REGION 3
(Maximum Rate 1.3 pt/A (0.313 lb ai/A), alternate years)

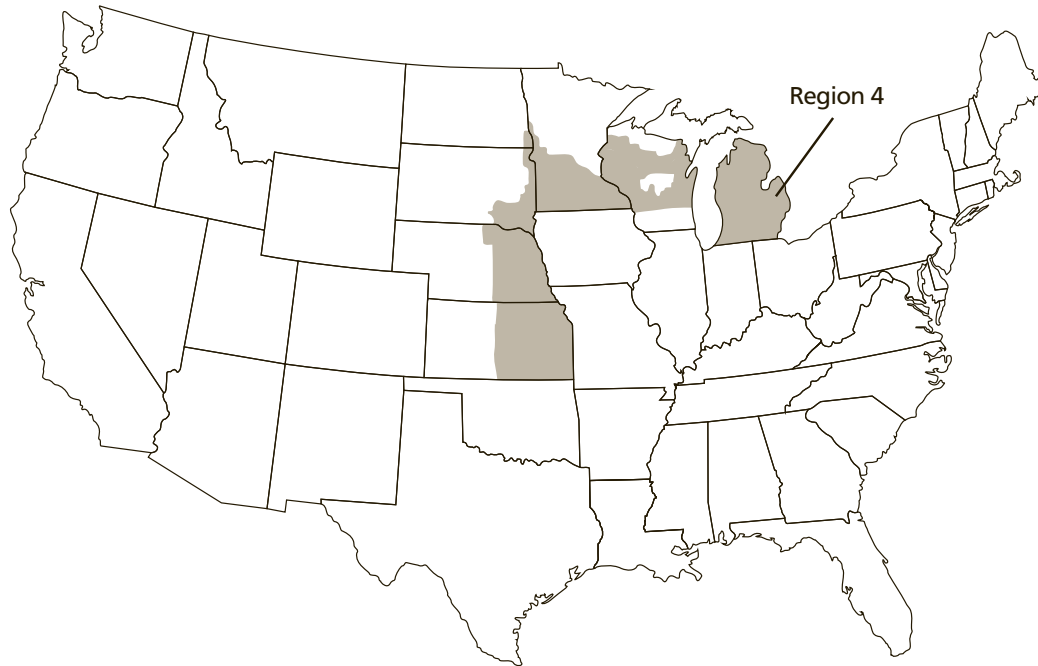


Includes the following states or portion of states where Sedona may be applied:

Region 3	Connecticut	All areas.
	Illinois	All areas North of Interstate 70.
	Indiana	All areas North of Interstate 70.
	Iowa	All areas.
	Maine	All areas.
	Massachusetts	All areas.
	Missouri	All counties except for those listed in Region 1.
	Ohio	All areas North of Interstate 70.
	New Hampshire	All areas.
	New Jersey	All areas.
	New York	All areas.
	Pennsylvania	All areas except those listed in Region 2.
	Rhode Island	All areas.
	Vermont	All areas.
	Wisconsin	All areas South of U.S. Highway 18 between Prairie Du Chien and Madison, and South of Interstate 94 between Madison and Milwaukee.

Refer to crop specific application directions in this label for specific application information in each region including the maximum yearly application rate, maximum number of applications, pre-harvest interval and retreatment interval.

REGION 4
(Maximum Rate 1 pt/A (0.25 lb ai/A), alternate years)

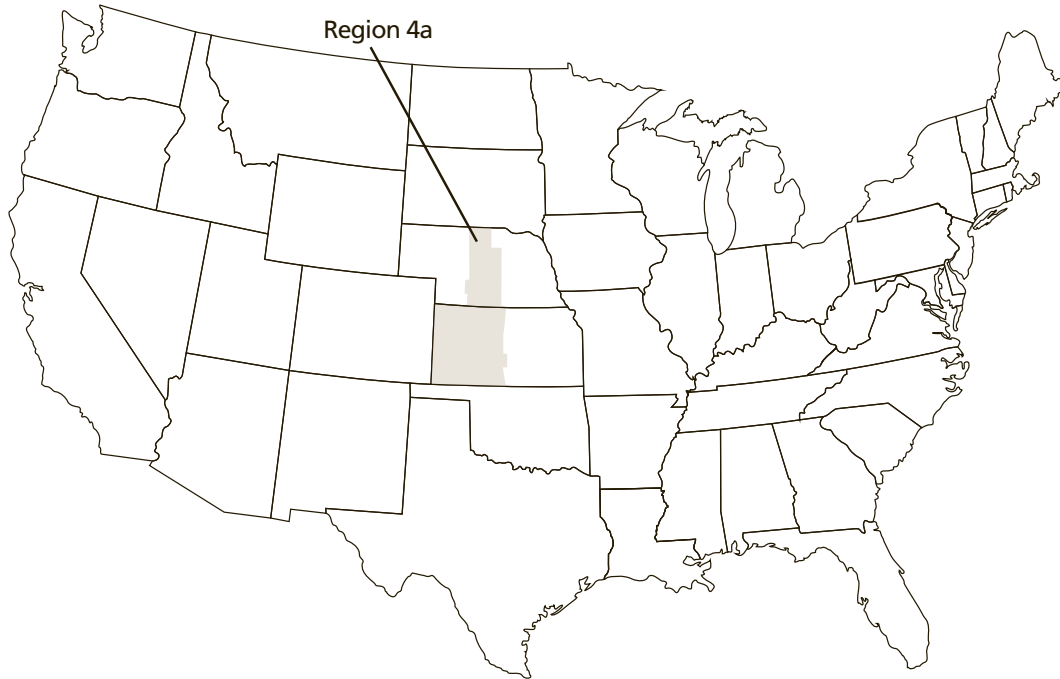


Includes the following states or portion of states where Sedona may be applied:

Region 4	Kansas	All counties east of or intersected by U.S. Highway 281.
	Michigan	Southern Peninsula.
	Minnesota	All areas south of Interstate 94.
	Nebraska	All counties east of or intersected by U.S. Highway 281.
	North Dakota	All areas east of Interstate 29 from Fargo south to the South Dakota state line.
	South Dakota	All areas east of Interstate 29 from the North Dakota state line to Watertown, all areas east of Highway 81 from Watertown to Madison and all areas east and south of State Road 34 and U.S. Highway 281 to the Nebraska state line.
	Wisconsin	All areas south of Interstate 94 (except those in Region 3) from Minnesota state line to Eau Claire and south of U.S. Highway 29 from Eau Claire to Green Bay plus Barron, Burnett, Chippewa, Clark, Door, Dunn, Eau Claire, Langlade, Lincoln, Kewaunee, Marathon, Marinette, Menominee, Oconto, Polk, Price, Rusk, Sawyer, Shawano, St. Croix, Taylor, and Washburn counties. The following counties are excluded: Adams, Marquette, Portage, Waupaca, Waushara and Wood.

Refer to crop specific application directions in this label for specific application information in each region including the maximum yearly application rate, maximum number of applications, pre-harvest interval and retreatment interval.

REGION 4a
(Maximum Rate 1 pt/A (0.25 lb ai/A), Alternate Years*)



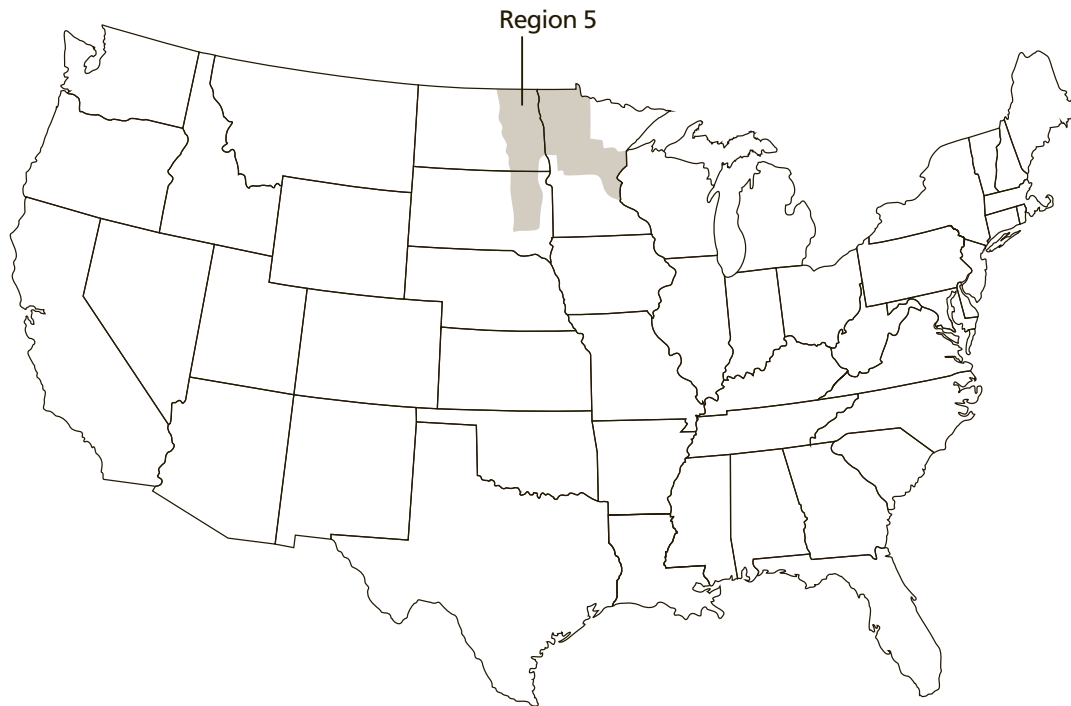
Includes the following portions of states where Sedona may be applied:

Region 4a	Kansas	All areas west of U.S. Highway 281 to the Colorado state line.
	Nebraska	All areas that intersect west of U.S. Highway 281 and east of U.S. Highway 83.

Refer to crop specific application directions in this label for specific application information in each region including the maximum yearly application rate, maximum number of applications, pre-harvest interval and retreatment interval.

***Note: Refer to the Restrictions section for additional requirements that must be followed to use Sedona in Region 4a.**

REGION 5
(Maximum Rate 0.75 pt/A (0.1875 lb ai/A), alternate years)



Includes the following states or portion of states where Sedona may be applied:

Region 5	Minnesota	All areas south of U.S. Highway 2 (except those areas in Region 4), plus Betrami, Clearwater, Lake of the Woods, Kittson, Marshall, Pennington, Polk, Red Lake, and Roseau.
	North Dakota	All areas east of U.S. Highway 281, except those areas in Region 4.
	South Dakota	All areas east of U.S. Highway 281, except those areas in Region 4.

Refer to crop specific application directions in this label for specific application information in each region including the maximum yearly application rate, maximum number of applications, pre-harvest interval and retreatment interval.

APPLICATION RATES FOR WEED GROWTH STAGES

Weed	Sedona Rate (pt/A) Maximum Growth Stage Controlled At			
	3/4 pt/A # of True Leaves	1 pt/A # of True Leaves	1.25 pt/A # of True Leaves	1.5 pt/A # of True Leaves
Anoda, Spurred	—	2*	2	4
Balloonvine	—	—	2	4
Carpetweed	—	8" Diameter Size	Unlimited Size	Unlimited Size
Citron (Wild Watermelon)	—	2	4	4
Cocklebur, Common	2	4	6	8
Copperleaf, Hophornbeam	—	4	4	6
Copperleaf, Virginia	—	4	4	6
Crotalaria, Showy	—	6	6	8
Croton, Tropic	—	4	4	6
Cucumber, Volunteer	—	4	6	8
Eclipta	—	2	4	4
Groundcherry, Cutleaf	—	4	6	8
Hemp	—	4	6	6
Horsenettle	—	2*	4*	4*
Jimsonweed	4	6	8	8
Ladysthumb	2*	2	4	6
Lambsquarters, Common	2*	2*	2*	2*
Mexicanweed	—	2*	2	4
Morningglory				
Cypressvine	2	4	6	6
Entireleaf var.	3*	3	4	5
Ivyleaf	3*	3	4	5
Purple Moonflower	3*	3	5	6
Red (Scarlet)	3*	3	6	6
Smallflower	3*	3	4	6
Pitted (Smallwhite)	4*	4	6	6
Tall (Common)	2*	2	3	5
Palmleaf (Willowleaf)	3*	3	6	6
Mustard, Wild	4	6	8	8
Nightshade, Black	2	4	6	6
Nutsedge, Yellow	—	—	*	*

*Suppression Only

continued...

APPLICATION RATES FOR WEED GROWTH STAGES (continued)

Weed	Sedona Rate (pt/A) Maximum Growth Stage Controlled At			
	3/4 pt/A # of True Leaves	1 pt/A # of True Leaves	1.25 pt/A # of True Leaves	1.5 pt/A # of True Leaves
Pigweed, spp.				
Amaranth, Palmer	2	4	6	6
Amaranth, Spiny	2	2	4	6
Redroot	2	4	6	8
Smooth	2	4	6	6
Waterhemp, Common	2*	2	4	6
Waterhemp, Tall	2*	2	4	6
Poinsettia, Wild	—	2	4	6
Purslane, Common	—	Multi-Leaf 6" Diameter	Multi-Leaf 8" Diameter	Multi-Leaf 8" Diameter
Pusley, Florida	—	2	2	4
Ragweed, Common	4*	4	6	8
Ragweed, Giant	4*	4	6	8
Redweed	—	—	2*	3*
Sesbania, Hemp	—	8	12	12
Sicklepod	—	—	Cotyledon*	Cotyledon*
Sida, Prickly	—	2*	2	4
Smartweed, Pennsylvania	4*	4	6	6
Smellmelon	—	2	2	4
Spurge, Prostrate	—	—	1" Diameter*	2" Diameter*
Spurge, Spotted	—	—	2*	2*
Starbur, Bristly	—	4	4	6
Sunflower, Common	—	—	2	4
Velvetleaf	—	2	4	4
Venice Mallow	4	6	6	8
Witchweed	—	Multi-leaf Up to 7"	Multi-leaf Up to 10"	Multi-leaf Up to 10"
Yellow Rocket	4	4	6	8

*Suppression Only

USE DIRECTIONS FOR ADDITIONAL WEED PROBLEMS

Suppression of Annual Grasses:

The grasses listed below may be suppressed by postemergence applications and controlled or suppressed by pre-emergence applications of Sedona at 1-1.5 pt/A (0.25 – 0.375 lb ai/A). Consult Use Rate Table for maximum rate in each region. For full-season broad-spectrum annual grass control, Fusilade® DX or Fusion® herbicide needs to be used alone or in tank mix with Sedona. Consult tank mix section.

Barnyardgrass
Broadleaf Signalgrass
Crabgrass
Foxtail
 Giant
 Green
 Yellow
Goosegrass
Johnsongrass, Seedling
Panicum, Fall
Panicum, Texas

Suppression of Perennial Weeds:

Use of Sedona at postemergence rates of 1-1.5 pt/A (0.25 – 0.375 lb ai/A) will aid in suppressing the above-ground portions of the weeds listed below until crop canopy can assist in suppression. Perennial weeds continue to regrow from underground rootstocks even if above-ground foliage is temporarily controlled or retarded. Even though Sedona and crop competition can suppress perennial weeds for a growing season, the rootstocks will continue to live and reestablishment will occur in subsequent years.

Milkweed, Climbing
Milkweed, Honeyvine
Bindweed, Field
Bindweed, Hedge
Trumpet creeper

TANK MIX AND SEQUENTIAL APPLICATIONS FOR SOYBEANS

Sedona can be used sequentially or in tank mix with one or more of the following products: Assure II®, Basagran®, Butyrac®, Classic®, FirstRate®, Fusilade DX, Fusion, Glyphosate (including Roundup®, Glyphomax™), Gramoxone® brands, Harmony®, Liberty® 280 SL Herbicide, Poast®, Poast Plus®, Pursuit®, Raptor®, Resource®, Scepter®, Select®.

Under certain conditions, the mixture of Sedona with one or more of the above mentioned broadleaf herbicides may cause a reduction in activity of any postemergence grass herbicide in the mixture.

For sequential applications allow 2-3 days after the application of the grass herbicide before applying Sedona or Sedona mixtures. Where Sedona or the Sedona mixture is applied first, apply the grass herbicide when grass weeds begin to develop new leaves (generally around 7 days).

- Tank mix applications can result in increased crop injury as compared to either product used alone.
- **Restriction:** Do not exceed 1 fl oz of Butyrac per acre in mixture with Sedona.
- It is the pesticide user's responsibility to ensure that all products are registered for the intended use. Read and follow the applicable restrictions and limitations and directions for use on all product labels involved in tank mixing. Users must follow the most restrictive directions for use and precautionary statements of each product in the tank mixture.

APPENDIX

Scientific names are listed for those weeds referred to in the Sedona label.

COMMON NAME	SCIENTIFIC NAME
Amaranth, Palmer	<i>Amaranthus palmeri</i>
Amaranth, Spiny	<i>Amaranthus spinosus</i>
Anoda, Spurred	<i>Anoda cristata</i>
Balloonvine	<i>Cardiospermum halicacabum</i>
Barnyardgrass	<i>Echinochloa crus-galli</i>
Bindweed, Field	<i>Convolvulus arvensis</i>
Bindweed, Hedge	<i>Calystegia sepium</i>
Broadleaf Signalgrass	<i>Brachiaria platyphylla</i>
Carpetweed	<i>Mollugo verticillata</i>
Citron (Wild Watermelon)	<i>Citrullus vulgaris</i>
Cocklebur, Common	<i>Xanthium strumarium</i>
Copperleaf, Hophornbeam	<i>Acalypha ostryifolia</i>
Copperleaf, Virginia	<i>Acalypha virginica</i>
Crabgrass	<i>Digitaria</i> spp.
Crotalaria, Showy	<i>Crotalaria spectabilis</i>
Croton, Tropic	<i>Croton glandulosus</i>
Cucumber, Volunteer	<i>Cucumis sativas</i>
Eclipta	<i>Eclipta prostrata</i>
Foxtail, Giant	<i>Setaria faberi</i>
Foxtail, Green	<i>Setaria viridis</i>
Foxtail, Yellow	<i>Setaria pumila</i>
Goosegrass	<i>Eleusine indica</i>
Groundcherry, Cutleaf	<i>Physalis angulata</i>
Hemp	<i>Cannabis sativa</i>
Horsenettle	<i>Solanum carolinense</i>
Jimsonweed	<i>Datura stramonium</i>
Johnsongrass, Seedling	<i>Sorghum halepense</i>
Ladysthumb	<i>Polygonum persicaria</i>
Lambsquarters, Common	<i>Chenopodium album</i>
Mexicanweed	<i>Caperonia castaniifolia</i>
Milkweed, Climbing	<i>Sarcostemma cyanchoides</i>
Milkweed, Honeyvine	<i>Ampelamus albidus</i>

COMMON NAME	SCIENTIFIC NAME
Morningglory, Cypressvine	<i>Ipomoea quamoclit</i>
Entireleaf	<i>Ipomoea hederacea</i> var. <i>integriscula</i>
Ivyleaf	<i>Ipomoea hederacea</i> var. <i>hederacea</i>
Purple Moonflower	<i>Ipomoea turbinata</i>
Red (Scarlet)	<i>Ipomoea coccinea</i>
Smallflower	<i>Jacquemontia tamnifolia</i>
Pitted (Small White)	<i>Ipomoea lacunosa</i>
Tall (Common)	<i>Ipomoea purpurea</i>
Palmleaf (Willowleaf)	<i>Ipomoea wrightii</i>
Mustard, Wild	<i>Brassica kaber</i>
Nightshade, Black	<i>Solanum nigrum</i>
Nutsedge, Yellow	<i>Cyperus esculentus</i>
Panicum, Fall	<i>Panicum dichotomiflorum</i>
Panicum, Texas	<i>Panicum texanum</i>
Pigweed, Redroot	<i>Amaranthus retroflexus</i>
Pigweed, Smooth	<i>Amaranthus hybridus</i>
Poinsettia, Wild	<i>Euphorbia heterophylla</i>
Purslane, Common	<i>Portulaca oleracea</i>
Pusley, Florida	<i>Richardia scabra</i>
Ragweed, Common	<i>Ambrosia artemisiifolia</i>
Ragweed, Giant	<i>Ambrosia trifida</i>
Redweed	<i>Melochia corchorifolia</i>
Sesbania, Hemp	<i>Sesbania exaltata</i>
Sicklepod	<i>Cassia obtusifolia</i>
Sida, Prickly	<i>Sida spinosa</i>
Smartweed, Pennsylvania	<i>Polygonum pensylvanicum</i>
Smellmelon	<i>Cucumis melo</i>
Spurge, Prostrate	<i>Euphorbia humistrata</i>
Spurge, Spotted	<i>Euphorbia maculata</i>
Starbur, Bristly	<i>Acanthospermum hispidum</i>
Sunflower, Common	<i>Helianthus annuus</i>
Trumpetcreeper	<i>Campsis radicans</i>
Velvetleaf	<i>Abutilon theophrasti</i>
Venice Mallow	<i>Hibiscus trionum</i>
Waterhemp, Common	<i>Amaranthus rudis</i>
Waterhemp, Tall	<i>Amaranthus tuberculatos</i>
Witchweed	<i>Striga asiatica</i>
Yellow Rocket	<i>Barbarea vulgaris</i>

STORAGE AND DISPOSAL

Do not contaminate water, food, or feed by storage or disposal.

Pesticide Storage

Store above 32°F in original containers only. If product solidifies, return to room temperature and agitate to reconstitute. Keep container closed when not in use. Do not store near food or feed. In case of spill or leak on floor or paved surfaces, soak up with sand, earth or synthetic absorbent. Remove to chemical waste area.

Pesticide Disposal

Pesticide wastes are toxic. Improper disposal of excess pesticide, spray mixture or rinsate is a violation of Federal Law. If these wastes cannot be disposed of by use according to label instructions, contact your State Pesticide or Environmental Control Agency, or the Hazardous Waste Representative at the nearest EPA Regional Office for guidance.

Container Handling [less than or equal to 5 gallons]

Non-refillable container. Do not reuse or refill this container. Triple rinse container (or equivalent) promptly after emptying. Triple rinse as follows: Empty the remaining contents into application equipment or mix tank and drain for 10 seconds after the flow begins to drip. Fill the container 1/4 full with water and recap. Shake for 10 seconds. Pour rinsate into application equipment or mix tank or store rinsate for later use or disposal. Drain for 10 seconds after the flow begins to drip. Repeat this procedure two more times. Then offer for recycling if available or puncture and dispose of in a sanitary landfill, or by incineration, or by other procedures approved by state and local authorities.

Container Handling [greater than 5 gallons]

Non-refillable container. Do not reuse or refill this container. Triple rinse container (or equivalent) promptly after emptying. Triple rinse as follows: Empty the remaining contents into application equipment or a mix tank. Fill the container 1/4 full with water. Replace and tighten closures. Tip container on its side and roll it back and forth, ensuring at least one complete revolution, for 30 seconds. Stand the container on its end and tip it back and forth several times. Turn the container over onto its other end and tip it back and forth several times. Empty the rinsate into application equipment or a mix tank or store rinsate for later use or disposal. Repeat this procedure two more times. Then offer for recycling if available or puncture and dispose of in a sanitary landfill, or by incineration, or by other procedures approved by state and local authorities.

Container Handling [greater than 5 gallons]

Refillable container. Refill this container with pesticide only. Do not reuse this container for any other purpose. Cleaning the container before final disposal is the responsibility of the person disposing of the container. Cleaning before refilling is the responsibility of the person refilling. To clean container before final disposal, empty the remaining contents from this container into application equipment or mix tank. Fill the container about 10 percent full with water. Agitate vigorously or recirculate water with the pump for 2 minutes. Pour or pump rinsate into application equipment or rinsate collection system. Repeat this rinsing procedure two more times. Then offer for recycling if available or puncture and dispose of in a sanitary landfill, or by incineration, or by other procedures approved by state and local authorities.

CONTAINER IS NOT SAFE FOR FOOD, FEED OR DRINKING WATER.

CONDITIONS OF SALE AND LIMITATION OF WARRANTY AND LIABILITY

NOTICE: Read the entire Directions for Use and Conditions of Sale and Limitation of Warranty and Liability before buying or using this product. If the terms are not acceptable, return the product at once, unopened, and the purchase price will be refunded.

The Directions for Use of this product must be followed carefully. It is impossible to eliminate all risks inherently associated with the use of this product. Crop injury, ineffectiveness or other unintended consequences may result because of such factors as manner of use or application, weather or crop conditions, presence of other materials or other influencing factors in the use of the product, which are beyond the control of SYNGENTA CROP PROTECTION, LLC or Seller. To the extent permitted by applicable law, Buyer and User agree to hold SYNGENTA and Seller harmless for any claims relating to such factors.

SYNGENTA warrants that this product conforms to the chemical description on the label and is reasonably fit for the purposes stated in the Directions for Use, subject to the inherent risks referred to above, when used in accordance with directions under normal use conditions. To the extent permitted by applicable law: (1) this warranty does not extend to the use of the product contrary to label instructions, or under conditions not reasonably foreseeable to or beyond the control of Seller or SYNGENTA, and (2) Buyer and User assume the risk of any such use. TO THE EXTENT PERMITTED BY APPLICABLE LAW, SYNGENTA MAKES NO WARRANTIES OF MERCHANTABILITY OR OF FITNESS FOR A PARTICULAR PURPOSE NOR ANY OTHER EXPRESS OR IMPLIED WARRANTY EXCEPT AS WARRANTED BY THIS LABEL.

To the extent permitted by applicable law, in no event shall SYNGENTA be liable for any incidental, consequential or special damages resulting from the use or handling of this product. **TO THE EXTENT PERMITTED BY APPLICABLE LAW, THE EXCLUSIVE REMEDY OF THE USER OR BUYER, AND THE EXCLUSIVE LIABILITY OF SYNGENTA AND SELLER FOR ANY AND ALL CLAIMS, LOSSES, INJURIES OR DAMAGES (INCLUDING CLAIMS BASED ON BREACH OF WARRANTY, CONTRACT, NEGLIGENCE, TORT, STRICT LIABILITY OR OTHERWISE) RESULTING FROM THE USE OR HANDLING OF THIS PRODUCT, SHALL BE THE RETURN OF THE PURCHASE PRICE OF THE PRODUCT OR, AT THE ELECTION OF SYNGENTA OR SELLER, THE REPLACEMENT OF THE PRODUCT.**

SYNGENTA and Seller offer this product, and Buyer and User accept it, subject to the foregoing Conditions of Sale and Limitation of Warranty and Liability, which may not be modified except by written agreement signed by a duly authorized representative of SYNGENTA.

Sedona®, Fusilade®, Fusion®, Gramoxone®, are Trademarks of a Syngenta Group Company
Basagran®, Poast®, Poast Plus®, Pursuit®, Raptor®, and Scepter® trademarks of BASF Ag Products
Assure II®, Classic®, Harmony® and Viton® trademarks of E.I. DuPont de Nemours & Co., Inc.
Select® and Resource® trademarks of Valent Chemical Co.
Butyrac® trademark of Albaugh Inc.
Roundup® trademark of Monsanto Company
FirstRate® and Glyphomax™ trademark of Dow Agro Sciences
Liberty® is a trademark of Bayer CropScience
©2019 Syngenta

For non-emergency (e.g., current product information), call
Syngenta Crop Protection at 1-800-334-9481

Manufactured for:
Syngenta Crop Protection, LLC
P.O. Box 18300
Greensboro, North Carolina 27419-8300

**SCP 1101B-L1D 1218
4103759**

FOMESAFEN GROUP 14 HERBICIDE

Sedona®

Herbicide

For Control of Weeds in Soybeans

Active Ingredient:

Sodium salt of fomesafen

5-[2-chloro-4-(trifluoromethyl)phenoxy]-N-(methylsulfonyl)-2-nitrobenzamide 22.1%*

Other Ingredients: 77.9%

Total: 100.0%

Sedona is formulated as a soluble liquid.

*Sedona is equivalent to 21.0% fomesafen or 1.88 lb fomesafen active ingredient per gal.

See additional precautionary statements and directions for use in Sedona booklet.

AGRICULTURAL USE REQUIREMENTS

Use this product only in accordance with its labeling and with the Worker Protection Standard, 40 CFR part 170. Refer to supplemental labeling under "Agricultural Use Requirements" in the Directions for Use section for information about this standard.

EPA Reg. No. 100-1101

EPA Est. 100-NE-001

Sedona® is a trademark of a
Syngenta Group Company

©2019 Syngenta

Manufactured for:

Syngenta Crop Protection, LLC
P.O. Box 18300

Greensboro, North Carolina 27419-8300

SCP 1101B-L1D 1218

4103759

2.5 gallons

Net Contents

KEEP OUT OF REACH OF CHILDREN.

WARNING/ AVISO

Si usted no entiende la etiqueta, busque a alguien para que se la explique a usted en detalle. (If you do not understand the label, find someone to explain it to you in detail.)

FIRST AID

If in eyes: Hold eye open and rinse slowly and gently with water for 15-20 minutes. Remove contact lenses, if present, after the first 5 minutes, then continue rinsing eye. Call a Poison Control Center or doctor for treatment advice. **If swallowed:** Call a Poison Control Center or doctor immediately for treatment advice. Have person sip a glass of water if able to swallow. Do not induce vomiting unless told to by a Poison Control Center or doctor. Do not give anything by mouth to an unconscious person. **If on skin or clothing:** Take off contaminated clothing. Rinse skin immediately with plenty of water for 15-20 minutes. Call a Poison Control Center or doctor for treatment advice. **If inhaled:** Move person to fresh air. If person is not breathing, call 911 or an ambulance, then give artificial respiration, preferably mouth-to-mouth, if possible. Call a Poison Control Center or doctor for further treatment advice.

NOTE TO PHYSICIAN: Probable mucosal damage may contraindicate the use of gastric lavage.

Have the product container or label with you when calling a Poison Control Center or doctor or going for treatment.

HOT LINE NUMBER: For 24-Hour Medical Emergency Assistance (Human or Animal) or Chemical Emergency Assistance (Spill, Leak, Fire, or Accident), Call 1-800-888-8372.

PRECAUTIONARY STATEMENTS

HAZARDS TO HUMANS AND DOMESTIC ANIMALS
WARNING/AVISO

CAUSES EYE AND SKIN IRRITATION. HARMFUL IF SWALLOWED, INHALED OR ABSORBED THROUGH SKIN. Do not get on skin or on clothing. Avoid breathing vapor or spray mist. Avoid contact with eyes. Prolonged or frequently repeated skin contact may cause allergic reactions in some individuals. Wash thoroughly with soap and water after handling and before eating, drinking, chewing gum, using tobacco or using the toilet. Remove and wash contaminated clothing before reuse.

Environmental Hazards: For Terrestrial Uses: Do not apply directly to water, or to areas where surface water is present, or to intertidal areas below the mean high water mark. Do not contaminate water when disposing of equipment washwater or rinsate. Do not apply when weather conditions favor drift from target area. Drift and runoff may be hazardous to aquatic organisms in water adjacent to treated areas.

Non-target Organism Advisory: This product is toxic to plants and may adversely impact the forage and habitat of non-target organisms,

including pollinators, in areas adjacent to the treated site. Protect the forage and habitat of non-target organisms by following label directions intended to minimize spray drift.

Groundwater Advisory: Fomesafen is known to leach through soil into groundwater under certain conditions as a result of label use. This chemical may leach into groundwater if used in areas where soils are permeable, particularly where the water table is shallow.

Surface Water Advisory: This product may impact surface water quality due to spray drift and runoff of rain water. This is especially true for poorly draining soils and soils with shallow ground water. This product is classified as having high potential for reaching surface water via runoff for several months after application. A level, well-maintained vegetative buffer strip between areas to which this product is applied and surface water features such as ponds, streams, and springs will reduce the potential loading of fomesafen from runoff water and sediment. Runoff of this product will be reduced by avoiding applications when rainfall is forecasted to occur within 48 hours. See the manual for "Conservation Buffers to Reduce Pesticide Losses" at the following internet address:

<http://www.wsi.nrcs.usda.gov/products/W2Q/pest/core4.html>.

STORAGE AND DISPOSAL

Do not contaminate water, food, or feed by storage or disposal.

Pesticide Storage: Store above 32°F in original containers only. If product solidifies, return to room temperature and agitate to reconstitute. Keep container closed when not in use. Do not store near food or feed. In case of spill or leak on floor or paved surfaces, soak up with sand, earth or synthetic absorbent. Remove to chemical waste area.

Pesticide Disposal: Pesticide wastes are toxic. Improper disposal of excess pesticide, spray mixture or rinsate is a violation of Federal Law. If these wastes cannot be disposed of by use according to label instructions, contact your State Pesticide or Environmental Control Agency, or the Hazardous Waste Representative at the nearest EPA Regional Office for guidance.

Container Handling [less than or equal to 5 gallons]: Non-refillable container. Do not reuse or refill this container. Triple rinse container (or equivalent) promptly after emptying. Triple rinse as follows: Empty the remaining contents into application equipment or mix tank and drain for 10 seconds after the flow begins to drip. Fill the container 1/4 full with water and recap. Shake for 10 seconds. Pour rinsate into application equipment or mix tank or store rinsate for later use or disposal. Drain for 10 seconds after the flow begins to drip. Repeat this procedure two more times. Then offer for recycling if available or puncture and dispose of in a sanitary landfill, or by incineration, or by other procedures approved by state and local authorities.

CONTAINER IS NOT SAFE FOR FOOD, FEED OR DRINKING WATER.