

GROUP 3 12 FUNGICIDES

PULL HERE TO OPEN ►



Chairman™

syngenta®

Fungicide

Active Ingredients:

Fludioxonil:*	21.7%
Propiconazole:**	9.3%

<i>Other Ingredients:</i>	69.0%
---------------------------	-------

<i>Total:</i>	100.0%
---------------	--------

*CAS No. 131341-86-1

**CAS No. 60207-90-1

Chairman is a suspoemulsion (SE) formulation.

Chairman contains 2.03 lb ai per gallon of fludioxonil and 0.86 lb ai per gallon of propiconazole.

KEEP OUT OF REACH OF CHILDREN.

CAUTION

See additional precautionary statements and directions for use inside booklet.

EPA Reg. No. 100-1530 EPA Est. 100-NE-001

SCP 1530A-L1A 0915
4058276

1 gallon (128 fl oz)
Net Contents

®

FIRST AID	
If swallowed	<ul style="list-style-type: none"> • Call a poison control center or doctor immediately for treatment advice. • Have person sip a glass of water if able to swallow. • Do not induce vomiting unless told to by a poison control center or doctor. • Do not give anything to an unconscious person.
If in eyes	<ul style="list-style-type: none"> • Hold eye open and rinse slowly and gently with water for 15-20 minutes. • Remove contact lenses, if present, after the first 5 minutes, then continue rinsing. • Call a poison control center or doctor for treatment advice.
Have the product container or label with you when calling a poison control center or doctor, or going for treatment.	
<p align="center">HOT LINE NUMBER For 24-Hour Medical Emergency Assistance (Human or Animal) or Chemical Emergency Assistance (Spill, Leak, Fire, or Accident), Call 1-800-888-8372</p>	

PRECAUTIONARY STATEMENTS

Hazards to Humans and Domestic Animals

CAUTION

Harmful if swallowed. Causes moderate eye irritation. Avoid contact with eyes or clothing. Remove and wash contaminated clothing before reuse. Wash thoroughly with soap and water after handling and before eating, drinking, chewing gum, using tobacco or using the toilet.

Personal Protective Equipment (PPE)

Some materials that are chemical-resistant to this product are listed below.

Applicators and other handlers must wear:

- Long-sleeved shirt and long pants
- Shoes plus socks

continued...

PRECAUTIONARY STATEMENTS (*continued*)

User Safety Requirements

Discard clothing and other absorbent materials that have been drenched or heavily contaminated with this product's concentrate. Do not reuse them. Follow the manufacturer's instructions for cleaning/maintaining PPE. If no such instructions for washables exist, use detergent and hot water. Keep and wash PPE separately from other laundry.

User Safety Recommendations

Users should:

- Wash hands before eating, drinking, chewing gum, using tobacco or using the toilet.
- Remove clothing/PPE immediately if pesticide gets inside. Then wash thoroughly and put on clean clothing.
- Remove PPE immediately after handling this product. Wash the outside of gloves before removing. As soon as possible, wash thoroughly and change into clean clothing.

Environmental Hazards

This pesticide is toxic to fish, aquatic invertebrates, oysters and shrimp. Do not contaminate water when disposing of equipment washwaters or rinsates.

Physical or Chemical Hazards

Do not use or store near heat or open flame.

CONDITIONS OF SALE AND LIMITATION OF WARRANTY AND LIABILITY

NOTICE: Read the entire Directions for Use and Conditions of Sale and Limitation of Warranty and Liability before buying or using this product. If the terms are not acceptable, return the product at once, unopened, and the purchase price will be refunded.

The Directions for Use of this product must be followed carefully. It is impossible to eliminate all risks inherently associated with the use of this product. Crop injury, ineffectiveness or other unintended consequences may result because of such factors as manner of use or application, weather or crop conditions, presence of other materials or other influencing factors in the use of the product, which are beyond the control of SYNGENTA CROP PROTECTION, LLC or Seller. To the extent permitted by applicable law, Buyer and User agree to hold SYNGENTA and Seller harmless for any claims relating to such factors.

SYNGENTA warrants that this product conforms to the chemical description on the label and is reasonably fit for the purposes stated in the Directions for Use, subject to the inherent risks referred to above, when used in accordance with directions under normal use conditions. To the extent permitted by applicable law: (1) this warranty does not extend to the use of the product contrary to label instructions or under conditions not reasonably foreseeable to or beyond the control of Seller or SYNGENTA, and, (2) Buyer and User assume the risk of any such use. TO THE EXTENT PERMITTED BY APPLICABLE LAW, SYNGENTA MAKES NO WARRANTIES OF MERCHANTABILITY OR OF FITNESS FOR A PARTICULAR PURPOSE NOR ANY OTHER EXPRESS OR IMPLIED WARRANTY EXCEPT AS WARRANTED BY THIS LABEL.

To the extent permitted by applicable law, in no event shall SYNGENTA be liable for any incidental, consequential or special damages resulting from the use or handling of this product. **TO THE EXTENT PERMITTED BY APPLICABLE LAW, THE EXCLUSIVE REMEDY OF THE USER OR BUYER, AND THE EXCLUSIVE LIABILITY OF SYNGENTA AND SELLER FOR ANY AND ALL CLAIMS, LOSSES, INJURIES OR DAMAGES (INCLUDING CLAIMS BASED ON BREACH OF WARRANTY, CONTRACT, NEGLIGENCE, TORT, STRICT LIABILITY OR OTHERWISE) RESULTING FROM THE USE OR HANDLING OF THIS PRODUCT, SHALL BE THE RETURN OF THE PURCHASE PRICE OF THE PRODUCT OR, AT THE ELECTION OF SYNGENTA OR SELLER, THE REPLACEMENT OF THE PRODUCT.**

SYNGENTA and Seller offer this product, and Buyer and User accept it, subject to the foregoing Conditions of Sale and Limitation of Warranty and Liability, which may not be modified except by written agreement signed by a duly authorized representative of SYNGENTA.

DIRECTIONS FOR USE

It is a violation of Federal Law to use this product in a manner inconsistent with its labeling.

For any requirements specific to your State or Tribe, consult the State or Tribal agency responsible for pesticide regulation.

Do not formulate this product into other end-use products.

PRODUCT INFORMATION

FAILURE TO FOLLOW THE DIRECTIONS FOR USE AND PRECAUTIONS ON THIS LABEL MAY RESULT IN POOR DISEASE CONTROL.

Chairman is a protective fungicide used to aid in the control of several post-harvest diseases in **post-harvest treatment facilities**.

RESISTANCE MANAGEMENT

Chairman contains fludioxonil that is in the phenylpyrrole class of chemistry and has a unique mode of action, which leads to increased glycerol synthesis [Fungicide Action Group 12] and propiconazole in the [Fungicide Action Group 3] class fungicides. The mode of action of propiconazole is as a demethylation inhibitor of sterol biosynthesis (DMI) which disrupts membrane synthesis by blocking demethylation. Fungal isolates with acquired resistance to Groups 3 and 12 may eventually dominate the fungal population if Groups 3 and 12 fungicides are used repeatedly in the same field or in successive years as the primary method of control for targeted species. A disease management program that includes alternation or tank mixes between Chairman and other labeled fungicides that have a different mode of action may prevent pathogen populations from developing resistance. Use sanitation and other cultural practices to minimize disease in order to control disease and prevent or delay disease development.

MIXING PROCEDURES

Vigorously shake the product container before mixing. Prepare no more spray mixture than is needed for the immediate operation. Thoroughly clean spray equipment before using this product. Vigorous agitation is necessary for proper dispersal of the product. Maintain maximum agitation throughout the spraying operation. Do not let the spray mixture stand overnight in the spray tank. Flush the spray equipment thoroughly following each use.

To determine the physical compatibility of Chairman with other products, use a jar test as described below.

Jar Compatibility Test: Using a quart jar, add the proportionate amounts of the products to 1 qt of water or wax/oil emulsion. Add wettable powders and water-dispersible granular products first, then liquid flowables, and emulsifiable concentrates last. After thoroughly mixing, let stand for at least 5 minutes. If the combination remains mixed or can be remixed readily, it is physically compatible. Once compatibility has been proven, use the same procedure for adding required ingredients to the spray tank.

If using Chairman in a tank mixture, observe all directions for use, crops/sites, use rates, dilution ratios, restrictions, and limitations which appear on the tank mix product label. No label dosage rate may be exceeded and the most restrictive label precautions and limitations must be followed. This product must not be mixed with any product which prohibits such mixing. Tank mixtures are permitted only in those states where the tank mix partner is registered.

THE CROP SAFETY OF ALL POTENTIAL TANK MIXES INCLUDING ADDITIVES AND OTHER PESTICIDES ON ALL CROPS HAS NOT BEEN TESTED. BEFORE APPLYING ANY TANK MIXTURE, THE SAFETY TO THE TARGET CROP SHOULD BE CONFIRMED.

Add ½ of the required amount of water or wax/oil emulsion (or aqueous dilution of a wax/oil emulsion) to the spray or mixing tank. With the agitator running, open the container and add Chairman to the tank. Continue agitation while adding the remainder of the carrier. Begin application of the solution after Chairman has completely and uniformly dispersed into the mix carrier. Maintain agitation until all of the mixture has been applied.

If tank-mixing, add the specified amount of other products recommended for tank mixture after Chairman has completely and uniformly dispersed into the mix carrier. Add tank mix partners in this order unless label directions or other considerations indicate otherwise: wettable powders, wettable granules (dry flowables), liquid flowables, liquids, and emulsifiable concentrates. Always allow each tank mix partner to become fully dispersed before adding the next product. Continue agitation to maintain a uniform suspension until all of the spray solution has been applied. Maintain agitation until all of the mixture has been applied.

CROP USE DIRECTIONS

Pineapple

Use Chairman as a post-harvest drench treatment and directed peduncle spray for the control of saprophytic surface molds caused by *Penicillium* spp. and *Cladosporium* spp. and Butt rot caused by *Ceratocystis paradoxa*.

Application Method	Disease	Rate (fl oz)	Remarks
Drench High Volume (Dilute) Application	Penicillium Surface Mold Cladosporium Surface Mold Butt Rot	32 fl oz/100 gal	Mix 32 fl oz of Chairman in 100 gallons of water or an appropriate water, wax/emulsion. Use cascade, drench or similar application system.
Directed Peduncle Spray (Dilute) Application	Penicillium Surface Mold Cladosporium Surface Mold Butt Rot	32 fl oz/100 gal	Mix 32 fl oz of Chairman in 100 gallons of water or an appropriate water, wax/emulsion. Use T-jet or similar application system.
Restrictions: Do not make more than one post-harvest application to the fruit. One application is defined as a drench AND a directed peduncle spray application.			
<ul style="list-style-type: none"> • Ensure the Chairman solution remains in suspension by using agitation. 			

Stone Fruit: Apricot (*Prunus armeniaca*); Nectarine (*Prunus persica*); Peach (*Prunus persica*); Plum (*Prunus domestica*, *Prunus* spp.); Plum, Chickasaw (*Prunus angustifolia*); Plum, Damson (*Prunus domestica* spp. *insititia*); Plum, Japanese (*Prunus salicina*); Plumcot (*Prunus armeniaca* × *P. domestica*); Prune (fresh) (*Prunus domestica*, *Prunus* spp.); as well as other cultivars and hybrids of these

Use Chairman as a post-harvest dip, drench or spray for the control of post-harvest diseases caused by: *Monilinia* spp., *Botrytis cinerea*, *Rhizopus stolonifera*, *Gilbertella persicaria*, and *Geotrichum* spp.

Application Method	Disease	Rate (fl oz)	Remarks
In-Line Dip/Drench Application For Nectarines ONLY	Brown rot Gray mold Rhizopus rot Gilbertella rot Sour rot	16 fl oz/ 100 gal	<ul style="list-style-type: none"> Mix 16 fl oz of Chairman in 100 gallons of water, wax/emulsion, or aqueous dilution of wax/oil emulsion. Dip for approximately 30 seconds and allow fruit to drain.
In-Line Aqueous or Fruit Coating Spray Application	Brown rot Gray mold Rhizopus rot Gilbertella rot Sour rot	16 fl oz/ 200,000 lb of fruit	<ul style="list-style-type: none"> Ensure proper coverage of the fruit. Mix 16 fl oz of Chairman in an appropriate water, wax/oil emulsion, or aqueous dilution of a wax/oil emulsion for the crop being treated. Use T-Jet, CDA, or similar application system. For maximum efficacy, use low volume concentrate application systems for treatment of plums.
Restrictions: Do not make more than one post-harvest application to the fruit.			
<ul style="list-style-type: none"> Ensure the Chairman solution remains in suspension by using agitation. 			

Cherries: Cherry, sweet (*Prunus avium*); Cherry, tart (*Prunus cerasus*); as well as other cultivars and hybrids of these

Application Method	Disease	Rate (fl oz)	Remarks
In-Line Dip/ Drench Application	Brown rot Gray mold Rhizopus rot Gilbertella rot Sour rot	16 fl oz/ 100 gal	<ul style="list-style-type: none"> Mix 16 fl oz of Chairman in 100 gallons of an appropriate water, wax/emulsion, or aqueous dilution of a wax/oil emulsion. Dip for approximately 30 seconds and allow fruit to drain.
In-Line Aqueous or Flooder Application High-Volume (Dilute-Spray) Application	Brown rot Gray mold Rhizopus rot Gilbertella rot Sour rot	16 fl oz/ 50,000 lb of fruit	<ul style="list-style-type: none"> Ensure proper coverage of the fruit. Mix 16 fl oz of Chairman in an appropriate water, wax/emulsion, or aqueous dilution of a wax/oil emulsion. Use flooders, T-jet, or similar application system.
Restrictions: Do not make more than one post-harvest application to the fruit.			
<ul style="list-style-type: none"> Ensure the Chairman solution remains in suspension by using agitation. 			

Tomato

Use Chairman as a post-harvest dip, drench or high volume spray for the control of certain post-harvest rots caused by *Alternaria alternata*, *Botrytis cinerea*, *Rhizopus stolonifera* and *Geotrichum candidum* on tomatoes.

Tomato – Large and Medium Fruiting Varieties			
Application Method	Disease	Rate (fl oz)	Remarks
In-Line Dip/Drench Application	Black mold Gray mold Rhizopus rot Sour rot	16-32 fl oz/ 100 gal	Mix 16-32 fl oz of Chairman in 100 gallons of water or an appropriate water, wax/emulsion, or aqueous dilution of wax/oil emulsion. Dip for approximately 30 seconds and allow fruit to drain.
High-Volume (Dilute Spray) Application	Black mold Gray mold Rhizopus rot Sour rot	16-32 fl oz/ 50,000 lb of fruit	Ensure proper coverage of the fruit. Mix 16-32 fl oz of Chairman in an appropriate water, wax/emulsion, or aqueous dilution of a wax/oil emulsion for the crop treated. Use T-jet or similar application system.

continued...

Tomato – Small Fruiting Varieties (<1 inch in diameter)			
Application Method	Disease	Rate (fl oz)	Remarks
In-Line Dip/Drench Application	Black mold Gray mold Rhizopus rot Sour rot	8-16 fl oz/ 100 gal	Mix 8-16 fl oz of Chairman in 100 gallons of water or an appropriate water, wax/emulsion, or aqueous dilution of wax/oil emulsion. Dip for approximately 30 seconds and allow fruit to drain.
High-Volume (Dilute Spray) Application	Black mold Gray mold Rhizopus rot Sour rot	8-16 fl oz/ 50,000 lb of fruit	Ensure proper coverage of the fruit. Mix 8-16 fl oz of Chairman in an appropriate water, wax/emulsion, or aqueous dilution of a wax/oil emulsion for the crop treated. Use T-jet or similar application system.
Restrictions: Do not make more than one post-harvest application to the fruit. Do not apply more than 16 fl oz per 50,000 lb of fruit to tomato- small fruiting varieties.			
<ul style="list-style-type: none"> • Ensure the Chairman solution remains in suspension by using agitation. • Not for processing tomato. 			

STORAGE AND DISPOSAL

Do not contaminate water, food, or feed by storage or disposal.

Pesticide Storage

Do not store near heat or open flame. Store in original containers only. Keep container closed when not in use. Do not store near food or feed. In case of spill on floor or paved surfaces, mop and remove to chemical waste storage area until proper disposal can be made if product cannot be used according to the label. Take special care to avoid contamination of equipment and facilities during cleanup procedures and disposal of wastes.

Pesticide Disposal

Improper disposal of unused pesticide, spray mixture, or rinsate is a violation of Federal Law. If these wastes cannot be disposed of by use according to label instructions, contact your State Pesticide or Environmental Control Agency, or the Hazardous Waste Representative of the nearest EPA Regional Office for guidance.




Container Handling [less than or equal to 5 gallons]

Non-refillable container. Do not reuse or refill this container. Triple rinse container (or equivalent) promptly after emptying. Triple rinse as follows: Empty the remaining contents into application equipment or a mix tank and drain for 10 seconds after the flow begins to drip. Fill the container $\frac{1}{4}$ full with water and recap. Shake for 10 seconds. Pour rinsate into application equipment or a mix tank or store rinsate for later use or disposal. Drain for 10 seconds after the flow begins to drip. Repeat this procedure two more times. Then offer for recycling if available or puncture and dispose of in a sanitary landfill, or by incineration, or by other procedures approved by state and local authorities.

Container Handling [greater than 5 gallons]

Refillable container. Refill this container with pesticide only. Do not reuse this container for any other purpose. Cleaning the container before final disposal is the responsibility of the person disposing of the container. Cleaning before refilling is the responsibility of the person refilling. To clean container before final disposal, empty the remaining contents from this container into application equipment or mix tank. Fill the container about 10 percent full with water. Agitate vigorously or recirculate water with the pump for 2 minutes. Pour or pump rinsate into application equipment or rinsate collection system. Repeat this rinsing procedure two more times. Then offer for recycling if available or puncture and dispose of in a sanitary landfill, or by incineration, or by other procedures approved by state and local authorities.

CONTAINER IS NOT SAFE FOR FOOD, FEED, OR DRINKING WATER.

Chairman™, the ALLIANCE FRAME 
the SYNGENTA Logo 
and the PURPOSE ICON 
are Trademarks of a Syngenta Group Company.

©2015 Syngenta

For non-emergency (e.g., current product information), call
Syngenta Crop Protection at 1-800-334-9481.

Manufactured for:
Syngenta Crop Protection, LLC
P. O. Box 18300
Greensboro, North Carolina 27419-8300

SCP 1530A-L1A 0915
4058276

GROUP 3 12 FUNGICIDES



Fungicide

Active Ingredients:	
Fludioxonil:*	21.7%
Propiconazole:**	9.3%
Other Ingredients:	69.0%
Total:	100.0%

*CAS No. 131341-86-1

**CAS No. 60207-90-1

Chairman is a suspoemulsion (SE) formulation.

Chairman contains 2.03 lb ai per gallon of fludioxonil and 0.86 lb ai per gallon of propiconazole.

KEEP OUT OF REACH OF CHILDREN. CAUTION

See additional precautionary statements and directions for use inside booklet.

EPA Reg. No. 100-1530

EPA Est. 100-NE-001

Chairman™ and the Syngenta logo are trademarks of a Syngenta Group Company.

©2015 Syngenta

Manufactured for:
Syngenta Crop Protection, LLC
P. O. Box 18300
Greensboro, North Carolina 27419-8300

**SCP 1530A-L1A 0915
4058276**

1 gallon (128 fl oz)
Net Contents

FIRST AID

If swallowed: Call a poison control center or doctor immediately for treatment advice. Have person sip a glass of water if able to swallow. Do not induce vomiting unless told to by a poison control center or doctor. Do not give anything to an unconscious person.

If in eyes: Hold eye open and rinse slowly and gently with water for 15-20 minutes. Remove contact lenses, if present, after the first 5 minutes, then continue rinsing. Call a poison control center or doctor for treatment advice. Have the product container or label with you when calling a poison control center or doctor, or going for treatment.

HOT LINE NUMBER: For 24-Hour Medical Emergency Assistance (Human or Animal) or Chemical Emergency Assistance (Spill, Leak, Fire, or Accident), Call 1-800-888-8372.

PRECAUTIONARY STATEMENTS

Hazards to Humans and
Domestic Animals

CAUTION

Harmful if swallowed. Causes moderate eye irritation. Avoid contact with eyes or clothing. Remove and wash contaminated clothing before reuse. Wash thoroughly with soap and water after handling and before eating, drinking, chewing gum, using tobacco or using the toilet.

Environmental Hazards

This pesticide is toxic to fish, aquatic invertebrates, oysters and shrimp. Do not contaminate water when disposing of equipment washwaters or rinsates.

Physical or Chemical Hazards

Do not use or store near heat or open flame.

STORAGE AND DISPOSAL

Do not contaminate water, food, or feed by storage or disposal.

Pesticide Storage: Do not store near heat or open flame. Store in original containers only. Keep container closed when not in use. Do not store near food or feed. In case of spill on floor or paved surfaces, mop and remove to chemical waste storage area until proper disposal can be made if product cannot be used according to the label. Take special care to avoid contamination of equipment and facilities during cleanup procedures and disposal of wastes.

Pesticide Disposal: Improper disposal of unused pesticide, spray mixture, or rinsate is a violation of Federal Law. If these wastes cannot be disposed of by use according to label instructions, contact your State Pesticide or Environmental Control Agency, or the Hazardous Waste Representative of the nearest EPA Regional Office for guidance.

Container Handling [less than or equal to 5 gallons]: Non-refillable container. Do not reuse or refill this container. Triple rinse container (or equivalent) promptly after emptying. Triple rinse as follows: Empty the remaining contents into application equipment or a mix tank and drain for 10 seconds after the flow begins to drip. Fill the container 1/4 full with water and recap. Shake for 10 seconds. Pour rinsate into application equipment or a mix tank or store rinsate for later use or disposal. Drain for 10 seconds after the flow begins to drip. Repeat this procedure two more times. Then offer for recycling if available or puncture and dispose of in a sanitary landfill, or by incineration, or by other procedures approved by state and local authorities.

CONTAINER IS NOT SAFE FOR FOOD, FEED, OR DRINKING WATER.

syngenta®

