

PULL HERE TO OPEN ►

GROUP 29 FUNGICIDE

 **Omega<sup>®</sup>500F**

**syngenta<sup>®</sup>**

## Agricultural Fungicide

*Active Ingredient:*

Fluazinam\* . . . . . 40.0%

*Other Ingredients:* . . . . . 60.0%

*Total:* . . . . . 100.0%

\*3-chloro-N-[3-chloro-2,6-dinitro-4-trifluoromethyl)  
phenyl]-5-trifluoromethyl-2-pyridinamine (CA)

Contains 4.17 pounds fluazinam per gallon (500 grams per liter).

**KEEP OUT OF REACH OF CHILDREN.**

### WARNING / AVISO

Si usted no entiende la etiqueta, busque a alguien para que se la explique a usted en detalle. (If you do not understand the label, find someone to explain it to you in detail.)

See side panel for additional precautionary statements.

Read entire label carefully and use only as directed.

**EPA Reg. No. 71512-1-100 EPA Est. 1022-TN-001**

**Product of Korea  
Formulated in the USA**

**SCPSR-SYN 71512-1A-L1P 0224  
4231683**

**2.5 gallons**  
Net Contents

<sup>®</sup>

<b>FIRST AID</b>	
<b>If on skin</b>	<ul style="list-style-type: none"> <li>• Take off contaminated clothing.</li> <li>• Rinse skin immediately with plenty of water for 15-20 minutes.</li> <li>• Call a poison control center or doctor for treatment advice.</li> </ul>
<b>If in eyes</b>	<ul style="list-style-type: none"> <li>• Hold eye open and rinse slowly and gently with water for 15-20 minutes.</li> <li>• Remove contact lenses, if present, after the first 5 minutes, then continue rinsing eye.</li> <li>• Call a poison control center or doctor for treatment advice.</li> </ul>
<b>If inhaled</b>	<ul style="list-style-type: none"> <li>• Move person to fresh air.</li> <li>• If person is not breathing, call 911 or an ambulance, then give artificial respiration, preferably by mouth-to-mouth, if possible.</li> <li>• Call a poison control center or doctor for further treatment advice.</li> </ul>
<b>If swallowed</b>	<ul style="list-style-type: none"> <li>• Call a poison control center or doctor immediately for treatment advice.</li> <li>• Have person sip a glass of water if able to swallow.</li> <li>• Do not induce vomiting unless told to do so by the poison control center or doctor.</li> <li>• Do not give anything by mouth to an unconscious person.</li> </ul>
<b>NOTE TO PHYSICIAN</b>	
Probable mucosal damage may contraindicate the use of gastric lavage.	
Have the product container or label with you when calling a poison control center or doctor, or going for treatment.	
<b>HOTLINE NUMBER</b> For 24-Hour Medical Emergency Assistance (Human or Animal) or Chemical Emergency Assistance (Spill, Leak, Fire, or Accident), Call <b>1-800-888-8372</b>	

## PRECAUTIONARY STATEMENTS

### Hazards to Humans and Domestic Animals

#### WARNING/AVISO

Causes skin irritation. Harmful if absorbed through skin. Causes moderate eye irritation. Harmful if inhaled or swallowed. Do not get on skin or on clothing. Avoid contact with eyes. Avoid breathing spray mist. Prolonged or frequently repeated skin contact may cause allergic reactions in some individuals. Wash thoroughly with soap and water after handling, and before eating, drinking, chewing gum, using tobacco, or using the toilet. Remove contaminated clothing and wash before use.

#### Personal Protective Equipment (PPE)

##### Applicators, flaggers, and other handlers must wear:

- Coveralls worn over long-sleeved shirt and long pants
- Socks and chemical-resistant footwear
- Chemical-resistant gloves made of any waterproof material such as polyethylene or polyvinyl chloride
- Protective eyewear

Airblast applicators must also wear chemical-resistant headgear. When mixing and loading, or when cleaning equipment, also wear a chemical-resistant apron.

Do not allow contact of contaminated clothing with unprotected skin.

*continued...*

## PRECAUTIONARY STATEMENTS *(continued)*

Discard clothing and other absorbent materials that have been drenched or heavily contaminated with this product's concentrate. Do not reuse them. Follow manufacturer's instructions for cleaning/maintaining PPE. If no such instructions for washables, use detergent and hot water. Keep and wash PPE separately from other laundry.

### Engineering Control Statements

When handlers use closed systems, enclosed cabs, or aircraft in a manner that meets the requirements listed in the Worker Protection Standard (WPS) for agricultural pesticides (40 CFR 170.240(d)(4-6)), the handler PPE requirements may be reduced or modified as specified in the WPS.

**IMPORTANT:** When reduced PPE is worn because a closed system is being used, handlers must be provided all PPE specified above for "applicators and other handlers" and have such PPE immediately available for use in an emergency, such as a spill or equipment break-down. Do not allow contact between contaminated sprayer parts and unprotected skin. Ensure sprayer is washed down daily.

### User Safety Recommendations

#### Users should:

- Remove clothing/PPE immediately if pesticide gets inside. Then wash thoroughly and put on clean clothing.
- Remove PPE immediately after handling this product. Wash the outside of gloves before removing. As soon as possible, wash thoroughly and change into clean clothing.

### Environmental Hazards

This product is toxic to fish and aquatic invertebrates. Do not apply directly to water, or to areas where surface water is present, or to intertidal areas below the mean high water mark. Do not contaminate water when cleaning equipment or disposing of equipment wash waters or rinsate. Do not apply when weather conditions favor drift from treated areas. Runoff and drift from treated areas may be hazardous to aquatic organisms in neighboring areas.

## CONDITIONS OF SALE AND LIMITATION OF WARRANTY AND LIABILITY

**NOTICE:** Read the entire Directions for Use and Conditions of Sale and Limitation of Warranty and Liability before buying or using this product. If the terms are not acceptable, return the product at once, unopened, and the purchase price will be refunded.

The Directions for Use of this product must be followed carefully. It is impossible to eliminate all risks inherently associated with the use of this product. Crop injury, ineffectiveness or other unintended consequences may result because of such factors as manner of use or application, weather or crop conditions, presence of other materials or other influencing factors in the use of the product, which are beyond the control of SYNGENTA CROP PROTECTION, LLC or Seller. To the extent permitted by applicable law, Buyer and User agree to hold SYNGENTA and Seller harmless for any claims relating to such factors.

SYNGENTA warrants that this product conforms to the chemical description on the label and is reasonably fit for the purposes stated in the Directions for Use, subject to the inherent risks referred to above, when used in accordance with directions under normal use conditions. To the extent permitted by applicable law: (1) this warranty does not extend to the use of the product contrary to label instructions or under conditions not reasonably foreseeable to or beyond the control of Seller or SYNGENTA, and, (2) Buyer and User assume the risk of any such use. TO THE EXTENT PERMITTED BY APPLICABLE LAW, SYNGENTA MAKES NO WARRANTIES OF MERCHANTABILITY OR OF FITNESS FOR A PARTICULAR PURPOSE NOR ANY OTHER EXPRESS OR IMPLIED WARRANTY EXCEPT AS WARRANTED BY THIS LABEL.

To the extent permitted by applicable law, in no event shall SYNGENTA be liable for any incidental, consequential or special damages resulting from the use or handling of this product. **TO THE EXTENT PERMITTED BY APPLICABLE LAW, THE EXCLUSIVE REMEDY OF THE USER OR BUYER, AND THE EXCLUSIVE LIABILITY OF SYNGENTA AND SELLER FOR ANY AND ALL CLAIMS, LOSSES, INJURIES OR DAMAGES (INCLUDING CLAIMS BASED ON BREACH OF WARRANTY, CONTRACT, NEGLIGENCE, TORT, STRICT LIABILITY OR OTHERWISE) RESULTING FROM THE USE OR HANDLING OF THIS PRODUCT, SHALL BE THE RETURN OF THE PURCHASE PRICE OF THE PRODUCT OR, AT THE ELECTION OF SYNGENTA OR SELLER, THE REPLACEMENT OF THE PRODUCT.**

SYNGENTA and Seller offer this product, and Buyer and User accept it, subject to the foregoing Conditions of Sale and Limitation of Warranty and Liability, which may not be modified except by written agreement signed by a duly authorized representative of SYNGENTA.

## DIRECTIONS FOR USE

It is a violation of federal law to use this product in a manner inconsistent with its labeling.

DO NOT apply this product in a way that will contact workers or other persons, either directly or through drift. Only protected handlers may be in the area during application. For any requirements specific to your State or Tribe, consult the agency responsible for pesticide regulation.

### AGRICULTURAL USE REQUIREMENTS

Use this product only in accordance with its labeling and with the Worker Protection Standard, 40 CFR Part 170. This Standard contains requirements for the protection of agricultural workers on farms, forests, nurseries, and greenhouses and handlers of agricultural pesticides. It contains requirements for training, decontamination, notification, and emergency assistance. It also contains specific instructions and exceptions pertaining to the statements on this label about personal protective equipment (PPE), and restricted-entry interval. The requirements in this box only apply to uses of this product that are covered by the Worker Protection Standard.

**DO NOT enter or allow worker entry into treated areas during the restricted entry interval (REI) of 12 hours.** Refer to use directions for each crop to see additional REI restrictions for high exposure activities (i.e., hand weeding) greater than 12 hours.

PPE required for early entry to the treated areas that is permitted under the Worker Protection Standard and that involves contact with anything that has been treated, such as plants, soil, or water, is:

- Coveralls worn over long-sleeved shirt and long pants
- Socks and chemical-resistant footwear
- Chemical-resistant gloves made of any waterproof material
- Protective eyewear

Omega 500F may cause allergic skin reactions in a small number of sensitive individuals. To prevent the potential for an allergic reaction: when entering treated crops, wear protective clothing (coveralls, socks and shoes) to avoid contact of unprotected skin with foliage; wash all protective clothing (coveralls) regularly, preferably daily; remove PPE immediately after leaving treated area, wash thoroughly, as soon as possible, and change into clean clothing; keep and wash PPE separately from other laundry; when entering treated crops, avoid contact of unprotected skin with treated foliage. People who have been sensitized to Omega 500F must not use or have further contact with the product.

**FAILURE TO FOLLOW THE USE DIRECTIONS AND PRECAUTIONS ON THIS LABEL MAY RESULT IN PLANT INJURY OR POOR DISEASE CONTROL.**

Omega 500F may be applied with all types of spray equipment normally used for ground applications.

### RESTRICTIONS:

Do not apply this product with mechanically pressurized handgun equipment. Aerial application or application through sprinkler irrigation systems is not allowed unless specific directions are given for a crop. See the crop table, and application and calibration instructions below.

Do not cultivate within 25 feet of permanent water bodies (lakes, reservoirs, rivers, permanent streams, marshes or natural ponds, and estuaries) so as to allow growth of a vegetative filter strip.

Do not apply Omega 500F within 25 feet of permanent water bodies (lakes, reservoirs, rivers, permanent streams, marshes or natural ponds, and estuaries). In the State of New York, do not apply within 100 feet of surface water. Do not apply Omega 500F by aerial equipment within 150 feet of marine/estuarine areas. Aerial application is prohibited in the State of New York.

MANDATORY SPRAY DRIFT
<p><b>Aerial Applications:</b></p> <ul style="list-style-type: none"> <li>• Do not release spray at a height greater than 10 ft above the vegetative canopy, unless a greater application height is necessary for pilot safety.</li> <li>• For all applications, applicators are required to use a medium or coarser spray droplet size (ASABE S572.1).</li> <li>• The boom length must not exceed 65% of the wingspan for airplanes or 75% of the rotor blade diameter for helicopters.</li> <li>• Applicators must use 1/2 swath displacement upwind at the downwind edge of the field.</li> <li>• Nozzles must be oriented so the spray is directed toward the back of the aircraft.</li> <li>• Do not apply when wind speeds exceed 10 miles per hour at the application site.</li> <li>• Do not apply during temperature inversions.</li> </ul>
<p><b>Ground Applications:</b></p> <ul style="list-style-type: none"> <li>• Apply with the nozzle height recommended by the manufacturer, but no more than 3 feet above the ground or crop canopy.</li> <li>• For all applications, applicators are required to use a medium or coarser spray droplet size (ASABE S572.1).</li> <li>• Do not apply when wind speeds exceed 10 miles per hour at the application site.</li> <li>• Do not apply during temperature inversions.</li> </ul>
<p><b>Boom-less Ground Applications:</b></p> <ul style="list-style-type: none"> <li>• Applicators are required to use a medium or coarser droplet size (ASABE S572.1) for all applications.</li> <li>• Do not apply when wind speeds exceed 10 miles per hour at the application site.</li> <li>• Do not apply during temperature inversions.</li> </ul>

#### SPRAY DRIFT ADVISORIES

- THE APPLICATOR IS RESPONSIBLE FOR AVOIDING OFF-SITE SPRAY DRIFT.
- BE AWARE OF NEARBY NON-TARGET SITES AND ENVIRONMENTAL CONDITIONS.
- IMPORTANCE OF DROPLET SIZE:

An effective way to reduce spray drift is to apply large droplets. Use the largest droplets that provide target pest control. While applying larger droplets will reduce spray drift, the potential for drift will be greater if applications are made improperly or under unfavorable environmental conditions.

##### Controlling Droplet Size - Ground Boom

- Volume – Increasing the spray volume so that larger droplets are produced will reduce spray drift. Use the highest practical spray volume for the application. If a greater spray volume is needed, consider using a nozzle with a higher flow rate.
- Pressure – Use the lowest spray pressure recommended for the nozzle to produce the target spray volume and droplet size.
- Spray Nozzle – Use a spray nozzle that is designed for the intended application. Consider using nozzles designed to reduce drift.

##### Controlling Droplet Size - Aircraft

- Adjust Nozzles – Follow nozzle manufacturers recommendations for setting up nozzles. Generally, to reduce fine droplets, nozzles should be oriented parallel with the airflow in flight.
- BOOM HEIGHT – Ground Boom  
Use the lowest boom height that is compatible with the spray nozzles that will provide uniform coverage. For ground equipment, the boom should remain level with the crop and have minimal bounce.

- **RELEASE HEIGHT – Aircraft**  
Higher release heights increase the potential for spray drift. When applying aerially to crops, do not release spray at a height greater than 10 ft above the crop canopy unless a greater application height is necessary for pilot safety.
- **SHIELDED SPRAYERS**  
Shielding the boom or individual nozzles can reduce spray drift. Consider using shielded sprayers. Verify that the shields are not interfering with the uniform deposition of the spray on the target area.
- **TEMPERATURE AND HUMIDITY**  
When making applications in hot and dry conditions, use larger droplets to reduce effects of evaporation.
- **TEMPERATURE INVERSIONS**  
Drift potential is high during a temperature inversion. Temperature inversions are characterized by increasing temperature with altitude and are common on nights with limited cloud cover and light to no wind. The presence of an inversion can be indicated by ground fog or by the movement of smoke from a ground source or an aircraft smoke generator. Smoke that layers and moves laterally in a concentrated cloud (under low wind conditions) indicates an inversion, while smoke that moves upward and rapidly dissipates indicates good vertical air mixing. Avoid applications during temperature inversions.
- **WIND**  
Drift potential generally increases with wind speed. **AVOID APPLICATIONS DURING GUSTY WIND CONDITIONS.** Applicators need to be familiar with local wind patterns and terrain that could affect spray drift.
- **BOOM-LESS GROUND APPLICATIONS:**  
Setting nozzles at the lowest effective height will help to reduce the potential for spray drift.
- **HANDHELD TECHNOLOGY APPLICATIONS:**  
Take precautions to minimize spray drift.

### **Mixing and Spraying**

Omega 500F can be used effectively in dilute or concentrate sprays. Thorough, uniform coverage is essential for disease control.

Apply Omega 500F in sufficient water to obtain adequate coverage of the foliage. Gallonage to be used will vary with crop and amount of plant growth. Spray volume will usually range from 20 to 100 gallons per acre for dilute sprays, and 5 to 10 gallons per acre for concentrate ground and aerial sprays. For aerial applications, apply Omega 500F in a minimum of 5 gallons of water per acre.

Dosage rates on this label indicate pints of Omega 500F per acre, unless otherwise stated. Under conditions that favor disease development, use the high rate specified and the shortest application interval.

**NOTE:** Slowly invert container several times to assure uniform mixture.

Add the required amount of Omega 500F slowly into the spray tank during filling. With concentrate sprays, premix the required amount of Omega 500F in a clean container and add to the spray tank as it is being filled. Keep agitator running when filling spray tank and during spray operations.

**DO NOT** allow spray mixture to stand overnight or for prolonged periods. Prepare only the amount of spray required for immediate use. Spraying equipment needs to be thoroughly cleaned immediately after the application.

### **Tank-Mix Compatibility**

Omega 500F is physically compatible (no nozzle or screen blockage) with many products specified for control of diseases and insects on vegetable crops. It is the pesticide user's responsibility to ensure that all products are registered for the intended use. Read and follow the applicable restrictions, limitations, and directions for use on all product labels involved in tank mixing. Users must follow the most restrictive directions for use and precautionary statements of each product in the tank mixture. Omega 500F is generally compatible with other insecticides, fungicides, fertilizers and micronutrient products provided sufficient free water is available for dispersion of all the tank mix products. However, the physical compatibility of Omega 500F with tank mix partners needs to be evaluated before use. Conduct a jar test with intended tank-mix pesticides prior to preparation of large volumes. Use the following procedure: 1) Pour the specified proportions of the products into a suitable container of water, 2) Mix thoroughly and 3) Allow to stand 5 minutes. If the combination remains mixed or can be re-mixed readily, it is considered physically compatible. Any physical incompatibility in the jar test indicates that Omega 500F must not be used in the tank-mix.

### Rotational Crop (Plantback) Restrictions

Areas treated with Omega 500F may be replanted with crops on this label immediately after the last treatment. All other crops can be planted 30 days after the last application.

### Field and Row Crops

Apply Omega 500F in sufficient water to obtain adequate coverage of foliage. Gallonage to be used will vary with crop and amount of plant growth. Spray volume usually will range from 20 to 60 gallons per acre (200 to 600 liters per hectare) for dilute sprays and 5 to 10 gallons per acre (50 to 100 liters per hectare) for concentrate ground sprays. Application through sprinkler irrigation systems is not allowed unless specific directions are given for a crop. See application and calibration instruction below.

### Integrated Pest Management

Omega 500F is an excellent disease control agent when used according to label directions for control of a broad spectrum of plant diseases. Omega 500F is recommended for use as part of an Integrated Pest Management (IPM) program, which may include the use of disease resistant crop varieties, cultural practices, biological control agents, pest scouting and disease forecasting systems aimed at preventing economic pest damage. Practices known to reduce disease development need to be followed. Consult your state cooperative extension service or local agricultural authorities for additional IPM strategies established in your area. Omega 500F may be used in State Agricultural Extension advisory (disease forecasting) programs that advise application timing based on environmental factors which favor disease development.

### Resistance Management

GROUP	29	FUNGICIDE
-------	----	-----------

Some plant pathogens are known to develop resistance to products used repeatedly for disease control. Omega 500F is effective for strategic use in programs that attempt to minimize disease resistance to fungicides. Omega 500F has a multi-site mode of action that disrupts the energy production in the fungus. It is listed in FRAC code 29, as an uncoupler of oxidative phosphorylation. Some other fungicides, which are at risk from disease resistance, exhibit a single-site mode of fungicidal action. Omega 500F, with its multi-site mode of action, may be used to delay or prevent the development of resistance to single-site fungicides. Consult with your Federal or State Cooperative Extension Service representatives for guidance on the proper use of Omega 500F in programs that seek to minimize the occurrence of disease resistance to other fungicides. FRAC lists fluazinam as low risk for resistance and thus it is an excellent partner for those products that specify the use of a protectant or other fungicide that has a different mode of action.

For resistance management, Omega 500F contains a Group 29 fungicide. Any fungal population may contain individuals naturally resistant to Omega 500F and other Group 29 fungicides. A gradual or total loss of pest control may occur over time if these fungicides are used repeatedly in the same fields. Appropriate resistance-management strategies should be followed.

To delay fungicide resistance, take one or more of the following steps:

- Rotate Omega 500F or other Group 29 fungicides within a growing season with different groups that control the same pathogens.
- Use tank mixtures with fungicides from a different group that are equally effective on the target pest when such use is permitted. Use at least the minimum application rate as labeled by the manufacturer.
- Adopt an integrated disease management program for fungicide use that includes scouting, uses historical information related to pesticide use, and crop rotation, and which considers host plant resistance, impact of environmental conditions on disease development, disease thresholds, as well as cultural, biological and other chemical control practices.
- Where possible, make use of predictive disease models to effectively time fungicide applications. Note that using predictive models alone is not sufficient to manage resistance.
- Monitor treated fungal populations for resistance development.
- Contact your local extension specialist or certified crop advisor for any additional pesticide resistance-management and/or IPM recommendations for specific crops and pathogens.

### Application and Calibration Techniques for Sprinkler Irrigation

Apply this product only through center pivot, motorized lateral move, traveling gun, solid set or portable (wheel move, side roll, end tow, or hand move) irrigation system(s). DO NOT apply this product through any other type of irrigation system.

Crop injury, lack of effectiveness, or illegal pesticide residues in the crop can result from non-uniform distribution of treated water.

If you have questions about calibration, you must contact State Extension Service specialists, equipment manufacturers or other experts.

**Restrictions:**

DO NOT apply Omega 500F through irrigation systems connected to a public water system. "Public water system" means a system for the provision to the public of piped water for human consumption if such system has at least 15 service connections or regularly serves an average of at least 25 individuals daily at least 60 days per year.

Controls for both irrigation water and pesticide injection systems must be functionally interlocked, so as to automatically terminate pesticide injection when the irrigation water pump motor stops. A person knowledgeable of the irrigation system and responsible for its operation shall be present so as to discontinue pesticide injection and make necessary adjustments, if the need arises.

The irrigation water pipeline must be fitted with a functional, automatic, quick-closing check valve to prevent the flow of treated irrigation water back toward the water source. The pipeline must also be fitted with a vacuum relief valve and low-pressure drain, located between the irrigation water pump and the check valve, to prevent back-siphoning of treated irrigation water into the water source.

**Always inject Omega 500F into irrigation water after it discharges from the irrigation pump and after it passes through the check valve. Never inject pesticides into the intake line on the suction side of the pump.**

Pesticide injection equipment must be fitted with a functional, normally closed, solenoid-operated valve located on the intake side of the injection pump. Interlock this valve to the power system, so as to prevent fluid from being withdrawn from the chemical supply tank when the irrigation system is either automatically or manually turned off.

The pesticide injection pipeline must contain a functional, automatic, quick-closing check valve to prevent the flow of fluid back toward the injection pump. The irrigation line or water pump must include a functional pressure switch that will stop the water pump motor when the water pressure decreases to the point where pesticide distribution is adversely affected.

Spray mixture in the chemical supply tank must be agitated at all times, otherwise settling and uneven application may occur. DO NOT apply when wind speed favors drift beyond the area intended for treatment.

Omega 500F may be used through two basic types of sprinkler irrigation systems as outlined in Sections A and B below. Determine which type of system is in place, then refer to the appropriate directions provided for each type.

**A. Center Pivot, Motorized Lateral Move and Traveling Gun Irrigation Equipment**

For injection of pesticides, these continuously moving systems must use a positive displacement injection pump of either diaphragm or piston type, constructed of materials that are compatible with pesticides and capable of being fitted with a system interlock and capable of injection at pressures approximately 2-3 times those encountered within the irrigation water line. Venturi applicator units cannot be used on these systems.

Thoroughly mix specified amount of this product for acreage to be covered into the same amount of water used during calibration and inject into system continuously for one revolution or run. Mixture in the chemical supply tank must be continuously agitated during the injection run. Shut off injection equipment after one revolution or run, but continue to operate irrigation system until this product has been cleared from the last sprinkler head.

**B. Solid Set and Portable (Wheel Move, Side Roll, End Tow, or Hand Move) Irrigation Equipment**

With stationary systems, an effectively designed in-line venturi applicator unit is preferred which is constructed of materials that are compatible with pesticides; however, a positive-displacement pump can also be used.

Determine acreage covered by sprinkler. Fill tank of injection equipment with water and adjust flow to use contents over a 30 to 45 minute period. Mix desired amount of Omega 500F for acreage to be covered with water so that the total mixture of this product plus water in the injection tank is equal to the quantity of water used during calibration.

Agitation is advised. Omega 500F can be injected at the beginning or end of the irrigation cycle or as a separate application. Stop injection equipment after treatment is completed and continue to operate irrigation system until this product has been cleared from last sprinkler head.



DIRECTIONS FOR USE			
Crop	Diseases	Rate per Acre	Instructions
Apples	<b>Diseases Controlled</b>	10 to 13.8 fl oz (0.326 to 0.450 lb ai)	Apply Omega 500F as a broadcast spray on a pre-ventative basis. For scab control begin applications at green tip or when conditions are favorable for primary scab development. Repeat applications at 7- to 10-day intervals. Use the high rate and shortest intervals for more susceptible varieties and heavy disease pressure.
	Apple Scab ( <i>Venturia inaequalis</i> )		
	Flyspeck ( <i>Zygophiala jamaicensis</i> ) Sooty blotch (disease complex)	10 to 13.8 fl oz (0.326 to 0.450 lb ai)	Follow a similar early season program for control of Hawthorn leaf blight in Mayhaw.
	Bitter rot ( <i>Colletotrichum cingulata</i> ) Black rot ( <i>Botryosphaeria obtusa</i> ) Brooks spot ( <i>Mycosphaerella pomi</i> ) Cedar apple rust ( <i>Gymnosporangium juniperi-virginianae</i> )	13.8 fl oz (0.450 lb ai)	For control of flyspeck and sooty blotch begin applications before disease occurs and continue on a 7- to 10-day schedule. Use the higher rate and shorter interval when disease pressure is high.
	<b>Diseases Suppressed</b> Alternaria blotch ( <i>Alternaria mali</i> ) White rot ( <i>Botryosphaeria dothidea</i> ) Quince rust ( <i>Gymnosporangium clavipes</i> )	13.8 fl oz (0.450 lb ai)	For control of bitter rot, black rot, Brooks spot, cedar apple rust, two-spotted spider mite and European red mite begin applications before disease occurs or mites are present, continue on a 7- to 10-day schedule and shorten application intervals when disease pressure or mite infestations are high. When Omega 500F is used as a cover spray, initiate the applications at petal fall and continue applications on a 7- to 10-day schedule to within 28 days of harvest.
	<b>Mites Controlled</b> Two-spotted spider mite ( <i>Tetranychus urticae</i> ) European red mite ( <i>Panonychus ulmi</i> )	13.8 fl oz (0.450 lb ai)	For diseases and mites that are only suppressed use the high rate of 13.8 fl oz (0.450 lb ai) and make applications on a 7-day interval.
	<b>Mites Suppressed</b> Apple rust mite ( <i>Aculus schlectendali</i> )		Omega 500F applied as cover sprays on a 7- to 10-day schedule will provide control/suppression of mites, however if applications of Omega 500F are discontinued then the application of a specific miticide may be required.
			Applications are based on a tree size requiring a dilute spray of 200 gallons per acre.
Mayhaw			<b>Restrictions</b> DO NOT make more than 10 applications at the high rate of 13.8 fl oz (0.450 lb ai) per acre per year. DO NOT make more than 13 applications at the low rate of 10 fl oz (0.326 lb ai) per acre per year. DO NOT apply more than 138 fl oz of Omega 500F (4.50 lb ai) per acre per year. DO NOT apply within 28 days of harvest. Restricted Entry Interval (REI) = 12 hours. The maximum single use rate is 13.8 fl oz (0.450 lb ai)/A with the shortest RTI of 7 days.
	Hawthorn leaf blight ( <i>Monilinia johnsonii</i> )	13.8 fl oz (0.450 lb ai)	(See use directions at the beginning of this section for Hawthorn leaf blight control.)

Crop	Diseases	Rate Per Acre	Instructions
Brassica Leafy Greens Subgroup 4-16B	Club root ( <i>Plasmodiophora brassicae</i> )	<p>Transplant: 6.45 fl oz (0.210 lb ai) / 100 gallons</p> <p>Soil Incorporation: 41.6 fl oz (1.355 lb ai)/A</p>	<p><b>Application Directions:</b>  <b>Transplant Soil drench:</b> Immediately after transplanting, make a single application at the rate listed here (6.45 fl oz (0.210 lb ai)/100 gal) using 3.4 fluid ounces of this transplant solution per plant. Up to 955 gallons of this transplant solution containing 61.6 fl oz of Omega 500F (2.01 lb ai) can be used per acre per year.</p> <p><b>Soil Incorporation:</b> Alternatively, if desired and for soil with low infiltration rates, apply 41.6 fl oz (1.355 lb ai) per acre in a minimum bandwidth of 9 inches along the planting row and incorporate to a soil depth of 6 to 8 inches with a precision incorporator in the same operation. Apply in a water volume of at least 50 gallons per acre. Transplant the seedlings into the treated band. If planting into a bed, a broadcast application can be made prior to forming the bed.</p> <p>Note: This product may delay the start of harvest by up to 8 days, cause some plant stunting, and shorten the harvest period, without adverse effects on the final yield.</p> <p><b>Restrictions</b>  DO NOT apply more than 61.6 fl oz of Omega 500F (2.01 lb ai) per acre per year via the transplant soil drench application as a one-time application.  DO NOT apply more than 41.6 fl oz of Omega 500F (1.355 lb ai) per acre per year via the soil incorporation application as a one-time application.  DO NOT apply within 20 days of harvest on leafy greens including mustard greens.  Turnip roots from turnip plants treated with Omega 500F must not be used for human or livestock consumption.  For applications made to watercress*, production fields must be drained of water at least 24 hours prior to application and water must not be reapplied to the field for a minimum of 24 hours following the application. *Not registered for use on watercress by California.  Restricted Entry Interval, REI = 2 days, for workers conducting hand set irrigation activities and 12 hours for all other activities.</p>
Includes all members of Crop Subgroup 4-16B, Brassica Leafy Greens: Arugula; Chinese broccoli (gla lon); broccoli raab (rapini); Abyssinian cabbage; Chinese cabbage (bok choy); seakale cabbage; collards; garden cress; upland cress; hanover salad; kale; maca, leaves; mizuna; mustard greens; radish, leaves; rape greens; wild rocket; shepherd's purse; turnip greens; watercress*; and cultivars, varieties, and/or hybrids of these commodities.			

Crop	Diseases	Rate per Acre	Instructions
Brassica Head and Stem Vegetable, Group 5-16  Kohlrabi	Club root ( <i>Plasmodiophora brassicae</i> )	Transplant: 6.45 fl oz (0.210 lb ai) / 100 gallons   Soil Incorporation: 41.6 fl oz (1.355 lb ai)/A	<b>Application Directions:</b> <b>Transplant Soil drench:</b> Immediately after transplanting, make a single application at the rate listed here (6.45 fl oz (0.210 lb ai)/100 gal) using 3.4 fluid ounces of this transplant solution per plant. Up to 955 gallons of this transplant solution containing 61.6 fl oz of Omega 500F (2.01 lb ai) can be used per acre per year.  <b>Soil Incorporation:</b> Alternatively, if desired and for soil with low infiltration rates, apply 41.6 fl oz (1.355 lb ai) per acre in a minimum band-width of 9 inches along the planting row and incorporate to a soil depth of 6 to 8 inches with a precision incorporator in the same operation. Apply in a water volume of at least 50 gallons per acre. Transplant the seedlings into the treated band. If planting into a bed, a broadcast application can be made prior to forming the bed.  <b>Note:</b> This product may delay the start of harvest by up to 8 days, cause some plant stunting, and shorten the harvest period, without adverse effects on the final yield.
Cabbage & Chinese Cabbage (Tight-heading varieties) Only	Downy Mildew ( <i>Peronospora parasitica</i> )  Alternaria leafspot <i>Alternaria</i> spp.	Foliar: 15.35 fl oz (0.5 lb ai)/A	<b>Foliar Application:</b> For Cabbage & Chinese Cabbage only, initiate applications when disease first appears or when conditions are favorable for disease development and repeat on a 7-day interval. Up to 6 foliar applications can be applied.  <b>Restrictions:</b> DO NOT apply more than 61.6 fl oz of Omega 500F (2.01 lb ai) per acre per year via the transplant soil drench application as a one-time application. DO NOT apply more than 41.6 fl oz of Omega 500F (1.355 lb ai) per acre per year via the soil incorporation application as a one-time application. DO NOT apply more than 6 applications at the single maximum rate of 15.35 fl oz (0.5 lb ai) per acre for a total of 92.1 fl oz of Omega 500F (3.00 lb ai) per acre per year to cabbage via foliar applications. The shortest RTI is 7 days. In addition to the foliar applications, one application via soil drench or soil incorporation may also be applied to cabbage at planting but do not exceed the amount listed above for the soil application used or exceed the combined total of 153.7 fl oz (5.01 lb ai) per acre per year for all applications.

Crop	Diseases	Rate per Acre	Instructions
<b>Brassica Head and Stem Vegetable, Group 5-16</b> (continued)			DO NOT apply within 50 days of harvest on heading vegetables including broccoli. DO NOT apply within 7 days of harvest on cabbage and Chinese cabbage. Restricted Entry Interval, REI = 2 days, for workers conducting hand set irrigation activities and 12 hours for all other activities.
<b>Includes all members of Crop Group 5-16, Brassica Head and Stem Vegetables:</b> broccoli; Brussels sprouts; cabbage; Chinese cabbage (napa); cauliflower; and cultivars, varieties, and/or hybrids of these commodities.			
<b>Bushberry Subgroup 13-07B</b>	Twig blight and fruit rot ( <i>Phomopsis vaccinii</i> )  Anthracnose (Ripe rot) ( <i>Colletotrichum acutatum</i> ) ( <i>C. gloeosporioides</i> )  Botrytis fruit rot ( <i>Botrytis cinerea</i> )	20 fl oz (0.652 lb ai)	<b>Application Directions:</b> Make applications for fruit rots on a 7- to 10-day interval, corresponding roughly to applications at green tip, pink tip, early bloom, full bloom, blossom drop and small green fruit to some blue fruit. Use adequate water to provide coverage of foliage, flowers and fruit.  <b>Restrictions:</b> DO NOT apply more than 6 applications of Omega 500F at the rate of 20 fl oz (0.652 lb ai)/A/year. DO NOT use more than 120 fl oz of Omega 500F (3.91 lb ai) per acre per year. DO NOT use an adjuvant in the spray mixture with Omega 500F on this crop. DO NOT apply within 30 days of harvest (30-day PHI). Restricted Entry Interval, REI = 12 hours. The maximum single use rate is 20 fl oz (0.652 lb ai)/A with the shortest RTI of 7 days.
<b>Includes all members of the Subgroup 13-07B, Bushberry:</b> aronia berry, blueberry (highbush and lowbush), Chilean guava, currant (buffalo, black, red, and native), elderberry, European barberry, gooseberry, highbush cranberry, edible honeysuckle, huckleberry, jostaberry, junberry, lingonberry, salal, sea buckthorn, and cultivars, varieties, and/or hybrids of these.			

Crop	Diseases	Rate per Acre	Instructions
Carrot	Southern Blight <i>(Sclerotium rolfsii)</i>  Sclerotinia Rot <i>(Sclerotinia sclerotiorum)</i>  Alternaria Blight <i>(Alternaria dauci)</i>	16 fl oz (0.521 lb ai)	<p><b>Application Directions:</b>            Make the initial application for control of southern blight and sclerotinia rot approximately 45 days prior to harvest or earlier if disease appears. If required, a second application can be made 14 days after the initial application. Apply in 30 to 50 gallons of water per acre as a directed band spray over the crop.</p> <p>For control of alternaria blight initiate applications when disease conditions are favorable for disease development or when disease symptoms first appear. Repeat applications as needed at a 7-day interval.</p> <p><b>Restrictions:</b>            DO NOT make more than 4 applications at the rate of 16 fl oz (0.521 lb ai) of Omega 500F per crop cycle.            DO NOT apply Omega 500F on more than 2 crop cycles per acre per year.            DO NOT apply more than 8 applications per acre per year.            DO NOT apply within 7 days of harvest (7-day PHI).            Restricted Entry Interval (REI) = 12 hours.            DO NOT apply more than 128 fl oz of Omega 500F (4.17 lb ai) per acre per year (64 fl oz (2.085 lb ai) per acre/crop cycle).            The maximum single use rate is 16 fl oz (0.521 lb ai)/A with the shortest RTI of 7 days.</p>

Crop	Diseases	Rate per Acre	Instructions
Cucurbit Vegetables, Melon Subgroup 9A	Phytophthora Blight ( <i>Phytophthora capsici</i> ) Downy Mildew ( <i>Pseudoperonospora cubensis</i> ) Alternaria Leaf Spot ( <i>Alternaria cucumerina</i> ) Gummy Stem Blight ( <i>Didymella bryoniae</i> )	12 to 24 fl oz (0.391 to 0.782 lb ai)	<p>For Phytophthora blight control make the first application at 24 fl oz (0.782 lb ai) /A as a banded soil drench at transplant or when the plants have the first true leaves. Make subsequent foliar applications for Phytophthora blight and downy mildew at 12 to 16 fl oz (0.391 to 0.521 lb ai)/A on a 7 – 10 day interval beginning when disease first appears or when conditions are favorable for disease development. Use the low rate when conditions are favorable for disease development or when disease pressure is low to moderate. Use sufficient water to provide coverage of the foliage. For Phytophthora blight and gummy stem blight, applications need to be directed to provide coverage of the lower stem area.</p> <p>Use the low rate and longest interval for preventative applications and when disease pressure is low. Increase the rate and decrease the interval as disease pressure increases. For high disease pressure use the 24 fl oz (0.782 lb ai) rate on a weekly interval.</p> <p><b>Restrictions:</b>  DO NOT apply more than 144 fl oz of Omega 500F (4.69 lb ai) per acre per year.  DO NOT apply more than 6 applications of Omega 500F per acre per year.  DO NOT apply within 30 days of harvest (PHI = 30 days).  Restricted Entry Interval (REI) = 12 hours.  The maximum single use rate is 24 fl oz (0.782 lb ai)/A with the shortest RTI of 7 days.</p> <p>Omega 500F may be applied through sprinkler system irrigation equipment on cantaloupe. See irrigation use directions elsewhere on the Omega 500F label.</p>
<b>Includes all members of the Cucurbit Vegetables, Melon Subgroup 9A, including:</b> Citron melon; Muskmelon, including hybrids and/or varieties of <i>Cucumis melo</i> (including true cantaloupe, cantaloupe, casaba, Santa Claus melon, Crenshaw melon, honeydew melon, honey balls, Persian melon, golden pershaw melon, mango melon, pineapple melon, snake melon); including hybrids and/or varieties of <i>Citrullus</i> spp.			

Crop	Diseases	Rate per Acre	Instructions
<b>Cucurbit Vegetables, Squash/Cucumber Subgroup 9B</b>	Phytophthora blight ( <i>Phytophthora capsici</i> ) Downy mildew ( <i>Pseudoperonospora cubensis</i> ) Gummy stem blight ( <i>Didymella bryoniae</i> )	12 to 24 fl oz (0.391 to 0.782 lb ai)	<p>For Phytophthora blight control make the first application at 24 fl oz (0.782 lb ai)/A as a banded soil drench at transplant or when the plants have the first true leaves. Make subsequent foliar applications for Phytophthora blight and downy mildew at 12-16 fl oz (0.391 to 0.521 lb ai)/A on a 7 – 10 day interval beginning when disease first appears or when conditions are favorable for disease development. Use the low rate when conditions are favorable for disease development or when disease pressure is low to moderate. Use sufficient water to provide coverage of the foliage. For Phytophthora blight and gummy stem blight, applications need to be directed to provide coverage of the lower stem area.</p> <p>Use the low rate and longest interval for preventative applications and when disease pressure is low. Increase the rate and decrease the interval as disease pressure increases. For high disease pressure use the 24 fl oz (0.782 lb ai) rate on a weekly interval.</p> <p><b>Restrictions:</b>  DO NOT make more than 1 soil application at the 24 fl oz/A rate/year.  DO NOT make more than 4 foliar applications of Omega 500F at the 24 fl oz /A rate.  DO NOT make more than 8 foliar applications of Omega 500F at the 12 fl oz/A rate.  DO NOT apply more than 120 fl oz of Omega 500F (3.91 lb ai) per acre per year.  DO NOT apply within 7 days of harvest (PHI = 7 days).  Restricted Entry Interval (REI) = 12 hours.  The maximum single use rate is 24 fl oz (0.782 lb ai)/A with the shortest RTI of 7 days.</p> <p>Omega 500F may be applied through sprinkler system irrigation equipment on cucurbits. See irrigation use directions elsewhere on the Omega 500F label.</p>
<b>Includes all members of the Cucurbit Vegetables, Squash/Cucumber Subgroup 9B, including:</b> Chayote (fruit); Chinese waxgourd (Chinese preserving melon) <i>Benincasa hispida</i> ; cucumber; gherkin; edible gourd ( <i>Lagenaria</i> spp. i.e. spaghetti squash, hyotan, cucuzza), ( <i>Luffa acutangula</i> , <i>L. cylindrica</i> i.e. hechima, Chinese okra); <i>Momordica</i> spp. (bitter melon, balsam pear, balsam apple, Chinese cucumber); pumpkin; squash, summer ( <i>Cucurbita pepo</i> i.e. crookneck squash, straightneck squash, scallop squash, vegetable marrow, zucchini); winter squash, ( <i>Cucurbita maxima</i> ; <i>C. moschata</i> i.e. butternut squash, Calabaza, hubbard squash), ( <i>C. mixta</i> ; <i>C. pepo</i> i.e. acorn squash); including hybrids and/or varieties of these.			

Crop	Diseases	Rate per Acre	Instructions
<b>Fruiting Vegetable, Tomato Subgroup 8-10A</b>	Southern blight ( <i>Athelia rolfsii</i> )	16 to 24 fl oz (0.521 to 0.782 lb ai)	To control Southern blight on tomatoes, apply the initial application as a soil directed spray at or within the day of transplanting at 24 fl oz (0.782 lb ai)/A. Direct the spray towards the soil and base of the plant along each side of the row. Irrigate within one hour of the application with approximately ½ to 1 inch of water to properly move the product into the root zone. Follow the soil directed spray at transplant with up to five foliar applications at 7- to 14-day retreatment intervals.
<b>Fruiting Vegetable, Pepper/Eggplant Subgroup 8-10B</b>	Phytophthora blight ( <i>Phytophthora capsici</i> )	16 to 24 fl oz (0.521 to 0.782 lb ai)	<p>Make the initial application as a soil drench at transplanting at 24 fl oz (0.782 lb ai) /A. Begin foliar applications 7 days after transplant and continue on a 7- to 14-day schedule.</p> <p>For foliar applications use the low rate and longest interval for preventative applications and when disease pressure is low. For moderate disease pressure use the 16 fl oz (0.521 lb ai) rate on a weekly interval. For high disease pressure use the 24 fl oz (0.782 lb ai) rate on a weekly interval. Use adequate water to provide coverage of foliage.</p> <p><b>Restrictions:</b>  DO NOT apply more than 144 fl oz of Omega 500F (4.69 lb ai) per acre per year.  DO NOT make more than 6 applications to tomatoes or peppers at the 24 fl oz/A rate/year.  DO NOT make more than 9 applications to peppers at the 16 fl oz/A rate/year.  DO NOT apply to peppers/eggplant within 30 days of harvest (PHI = 30 days).  DO NOT apply to tomatoes within 7 days of harvest (PHI = 7 days).  Restricted Entry Interval (REI) = 12 hours.  The maximum single use rate is 24 fl oz (0.782 lb ai)/A with the shortest RTI of 7 days.</p> <p>Omega 500F may be applied through sprinkler system irrigation equipment on fruiting vegetables. See irrigation use directions elsewhere on the Omega 500F label.</p>

**Includes all members of Fruiting Vegetable, Tomato Subgroup 8-10A, including:** bush tomato, cocona; currant tomato; garden huckleberry; goji berry; groundcherry; naranjilla; sunberry; tomatillo; tomato; tree tomato; cultivars, varieties, and/or hybrids of these.

**Includes all members of Fruiting Vegetable, Pepper/Eggplant Subgroup 8-10B, including:** African eggplant; bell pepper; eggplant; martynia; nonbell pepper; okra; pea eggplant; pepino; roselle; scarlet eggplant; cultivars, varieties, and/or hybrids of these.



Crop	Diseases	Rate per Acre	Instructions
Papaya	Anthrachnose ( <i>Colletotrichum gloeosporioides</i> )	20 fl oz (0.652 lb ai)	<p><b>Application Directions:</b> For control of Anthracnose, apply 20 fl oz (0.652 lb ai) per acre, as a foliar directed airblast spray at 7-day retreatment intervals. Use adequate water to provide coverage of foliage and flowers. Use a minimum spray volume of 80 gallons per acre.</p> <p><b>Restrictions</b> DO NOT apply more than 6 applications of Omega 500F at the rate of 20 fl oz (0.652 lb ai)/A/year. DO NOT apply more than 120 fl oz of Omega 500F (3.91 lb ai) per acre per year. DO NOT apply within 5 days of harvest (5-day PHI). DO NOT use mechanically-pressurized handguns or aerial application on papaya. Restricted Entry Interval, REI = 12 hours. The maximum single use rate is 20 fl oz (0.652 lb ai)/A with the shortest RTI of 7 days.</p>
Ginseng	Rhizoctonia root rot ( <i>Rhizoctonia solani</i> )  Alternaria blight ( <i>Alternaria panax</i> )  Botrytis blight ( <i>Botrytis cinerea</i> )  White mold ( <i>Sclerotinia</i> spp.)	16 to 24 fl oz (0.521 to 0.782 lb ai)	<p><b>Application Directions:</b> For control of rhizoctonia root rot use 16 fl oz (0.521 lb ai)/A beginning at transplant then continue on a 14-day interval. For control of alternaria blight, botrytis blight, and white mold, use 16 fl oz (0.521 lb ai)/A beginning when the disease first appears or when conditions are favorable for disease development. Repeat applications as needed on a 7- to 14-day interval. Make a uniform application of the fungicide in a minimum of 100 gallons of water per acre. Under conditions favorable for severe disease development, use the 24 fl oz rate (0.782 lb ai).</p> <p><b>Restrictions:</b> DO NOT apply more than 96 fl oz of Omega 500F (3.13 lb ai) per acre per year. DO NOT apply more than 4 applications at the maximum rate of 24 fl oz/A/year. DO NOT apply more than 6 applications at the low rate of 16 fl oz/A/year. DO NOT apply within 30 days of harvest (30-day PHI). Restricted Entry Interval, REI = 12 hours. The maximum single use rate is 24 fl oz (0.782 lb ai)/A with the shortest RTI of 7 days.</p>

Crop	Diseases	Rate per Acre	Instructions
Edible-podded Bean Legume Vegetable, Subgroup 6-19A	White mold ( <i>Sclerotinia sclerotiorum</i> )	8 to 13.6 fl oz (0.261 to 0.443 lb ai)	<b>Application Directions:</b> For control of white and gray molds in beans, make the first application at 10-30% bloom (i.e. when 10-30% of the plants have at least one (1) open bloom). If needed, a second application may be applied 7 to 10 days later. Use adequate water to provide coverage of foliage and flowers. Under conditions favorable for severe disease development, use the 13.6 fl oz rate (0.443 lb ai).  For control of <i>Ascochyta</i> and <i>Mycosphaerella</i> blights, Anthracnose, and white mold in peas, make the first application at 10-30% bloom (i.e. when 10-30% of the plants have at least one (1) open bloom). If needed, a second application may be applied 7 to 10 days later. Use adequate water to provide coverage of foliage and flowers.
Succulent Shelled Bean, Subgroup 6-19C	Gray mold ( <i>Botrytis cinerea</i> )	8-13.6 fl oz (0.261 to 0.443 lb ai)	
Dried Shelled Bean, except soybean, Subgroup 6-19E			
Edible-podded Pea Legume Vegetable, Subgroup 6-19B	Ascochyta blight ( <i>Ascochyta</i> spp.)	13.6 fl oz (0.443 lb ai)	<b>Restrictions:</b> DO NOT use more than 27.2 fl oz of Omega 500F (0.886 lb ai) per acre per crop cycle. DO NOT apply more than 2 applications at the rate of 13.6 fl oz (0.443 lb ai) per acre per crop cycle. DO NOT apply more than 3 applications at the rate of 8 fl oz (0.261 lb ai) per acre per crop cycle. Do not apply to more than 3 crop cycles per acre per year for beans, not to exceed 81.6 fl oz of Omega 500F (2.66 lb ai) per acre per year which allows up to 6 applications at the high rate of 13.6 fl oz or 9 applications at the low rate of 8 fl oz. DO NOT apply to more than 2 crop cycles per acre per year for peas, not to exceed 54.4 fl oz of Omega 500F (1.77 lb ai) per acre per year which allows up to 4 applications at the high rate of 13.6 fl oz or 6 applications at the low rate of 8 fl oz. DO NOT apply within 14 days of harvest for edible-podded and succulent shelled beans and peas (14-day PHI). DO NOT apply within 30 days of harvest for dry and Lima beans (30-day PHI). DO NOT apply within 30 days of harvest for dry shelled peas (30-day PHI). DO NOT apply within 30 days of harvest of field pea vines or hay (30-day PHI). Restricted Entry Interval, REI = 12 hours.  Omega 500F may be applied through sprinkler system irrigation equipment on beans and peas. See irrigation use directions preceding this section.  The maximum single use rate on beans and peas is 13.6 fl oz (0.443 lb ai)/A with the shortest RTI of 7 days.
Succulent Shelled Pea, Subgroup 6-19D	Anthracnose ( <i>Colletotrichum pisi</i> )	8 to 13.6 fl oz (0.261 to 0.443 lb ai)	
Dried Shelled Pea, Subgroup 6-19F	White mold ( <i>Sclerotinia sclerotiorum</i> )	8 to 13.6 fl oz (0.261 to 0.443 lb ai)	
	<i>Mycosphaerella</i> blight	13.6 fl oz (0.443 lb ai)	

continued...

**Edible-podded Bean Legume Vegetables proposed Subgroup 6-19A, includes:** Bean (*Phaseolus* spp.; includes French bean, garden bean, green bean, scarlet runner bean, snap bean, kidney bean, navy bean, wax bean); Bean (*Vigna* spp.; includes asparagus bean, catjang bean, Chinese longbean, cowpea, moth bean, mung bean, rice bean, urd bean, yardlong bean); goa bean (asparagus pea and winged bean); guar bean; jackbean; lablab bean; sword bean; vegetable soybean (edamame); velvet bean; winged pea; cultivars, varieties, and/or hybrids of these commodities.

**Succulent Shelled Bean proposed Subgroup 6-19C includes:** Bean (*Phaseolus* spp.; includes lima bean, scarlet runner bean, wax bean); Bean (*Vigna* spp.; includes blackeyed pea, moth bean, catjang bean, cowpea, crowder pea, southern pea); Bean (*Lupinus* spp.; includes Andean lupin, blue lupin, grain lupin, sweet lupin, white lupin, white sweet lupin, and yellow lupin); broad bean (fava bean); jackbean, goa bean (asparagus pea and winged bean); lablab bean; vegetable soybean (edamame); velvet bean; cultivars, varieties, and/or hybrids of these commodities.

**Dried Shelled Bean (except soybean) proposed Subgroup 6-19E includes:** African yam-bean; American potato bean; Bean (*Lupinus* spp.; includes Andean lupin, blue lupin, grain lupin, sweet lupin, white lupin, white sweet lupin and yellow lupin); Bean (*Phaseolus* spp.; includes black bean, cranberry bean, dry bean, field bean, French bean, garden bean, great northern bean, green bean, kidney bean, lima bean, navy bean, pink bean, pinto bean, red bean, scarlet runner bean, tepary bean and yellow bean); Bean (*Vigna* spp.; includes adzuki bean, asparagus bean, blackeyed pea, catjang, Chinese longbean, cowpea, crowder pea, moth bean, mung bean, rice bean, southern pea, urd bean, yardlong bean); broad bean (fava bean); guar bean; goa bean (asparagus pea and winged bean); horse gram; jackbean; lablab bean; morama bean; sword bean; winged pea; velvet bean; vegetable soybean (edamame); cultivars, varieties, and/or hybrids of these commodities.

**Edible-podded Pea Legume Vegetables proposed Subgroup 6-19B, includes:** Pea (*Pisum* spp.; includes dwarf pea, edible podded pea, green pea, snap pea, snow pea, sugar snap pea); grass-pea; lentil; pigeon pea; chickpea (garbanzo); cultivars, varieties, and/or hybrids of these commodities.

**Succulent Shelled Pea proposed Subgroup 6-19D, includes:** chickpea (garbanzo); Pea (*Pisum* spp.; includes English pea, garden pea, green pea); pigeon pea; lentil; cultivars, varieties, and/or hybrids of these commodities.

**Dried Shelled Pea proposed Subgroup 6-19F, includes:** Pea (*Pisum* spp.; includes field pea, dry pea, garden pea, green pea); chickpea (garbanzo); lentil; grass-pea; pigeon pea; cultivars, varieties, and/or hybrids of these commodities.

Crop	Diseases	Rate per Acre	Instructions
Onion, Bulb Subgroup 3-07A	Botrytis leaf blight ( <i>Botrytis squamosa</i> )	16 fl oz (0.521 lb ai)	<b>Application Directions:</b> Initiate applications when conditions are favorable for disease development or when first disease symptoms appear. Repeat applications on a 7- to 10-day schedule. Use sufficient water to obtain adequate coverage but no less than 5 gallons per acre.
	Botrytis neck rot ( <i>Botrytis allii</i> )		<b>Restrictions:</b> DO NOT make more than 6 applications of Omega 500F per acre per year. DO NOT apply more than 96 fl oz (3.13 lb ai) of Omega 500F per acre per year. DO NOT use an adjuvant with Omega 500F on this crop. DO NOT apply within 7 days of harvest (7-day PHI). Restricted Entry Interval, REI = 24 hours for hand weeding activities and 12 hours for all other activities. The maximum single use rate is 16 fl oz (0.521 lb ai)/A with the shortest RTI of 7 days.  Omega 500F may be applied through sprinkler system irrigation equipment on onions. See irrigation use directions preceding this section.
	Downy mildew ( <i>Peronospora destructor</i> )		
	Purple blotch ( <i>Alternaria porri</i> )		
Includes all members of the Subgroup 3-07A, Onion, Bulb, including: daylily, bulb; fritillaria, bulb; garlic, bulb; garlic, great-headed, bulb; garlic, serpent, bulb; lily, bulb; onion, bulb; onion, Chinese, bulb; onion, pearl; onion, potato, bulb; shallot, bulb; and cultivars, varieties, and/or hybrids of these.			

Crop	Diseases	Rate per Acre	Instructions
Peanuts	Sclerotinia blight ( <i>Sclerotinia minor</i> )	16 to 24 fl oz (0.521 to 0.782 lb ai)	<p><b>Application Directions:</b> Apply at 45-70 days after planting or when conditions become conducive to disease development, then make a second application approximately 3-4 weeks later. If disease conditions remain favorable, make a third application approximately 3-4 weeks after the second. If the high rate was used for the first two applications use the low rate for the third application.</p> <p><b>Restrictions:</b> DO NOT use more than 64 fl oz of Omega 500F (2.09 lb ai) per acre per year. DO NOT apply more than 2 applications at the 24 fl oz (0.782 lb ai) rate or 3 applications at the 16 fl oz (0.521 lb ai) rate, or any combination of the two rates, not to exceed 64 fl oz (2.09 lb ai) per acre per year. DO NOT apply within 30 days of threshing for harvest. DO NOT allow livestock to graze in treated areas. DO NOT feed hay or threshings from treated field to livestock. DO NOT apply by aerial application equipment. Restricted Entry Interval, REI = 12 hours. The maximum single use rate is 24 fl oz (0.782 lb ai)/A with the shortest RTI of 21 days. Omega 500F may be applied through sprinkler system irrigation equipment. Use 24 fl oz of product per acre in solid set, portable wheel move, center pivot, motorized lateral move or traveling gun sprinkler irrigation equipment. See irrigation use directions preceding this section.</p>
Soybean	White Mold ( <i>Sclerotinia Sclerotiorum</i> )	12 to 16 fl oz (0.391 to 0.521 lb ai)	<p><b>Application Instructions:</b> Make the first application of Omega 500F at R1 (early bloom) to R2 (full bloom) stage of development and, if needed, again 10- to 14 days later at early pod formation (R3). As a preventative spray or with conditions favoring low disease pressure use the low rate. For conditions favoring moderate to high disease development use the high rate.</p> <p><b>Restrictions</b> DO NOT apply more than 32 fl oz of Omega 500F (1.04 lb ai) per acre per year. DO NOT apply more than 2 applications per acre per year. DO NOT allow livestock to graze treated areas. DO NOT feed hay from treated fields to livestock. DO NOT apply after growth stage R3, early pod formation. Restricted Entry Interval, REI = 12 hours. The maximum single use rate is 16 fl oz (0.521 lb ai)/A with the shortest RTI of 10 days.</p> <p>Omega 500F may be applied by aerial application to soybeans, except in the State of New York.</p>

Crop	Diseases	Rate per Acre	Instructions
Tuberous and Corm Vegetables, Subgroup 1C	Late blight ( <i>Phytophthora infestans</i> )	5.5 fl oz (0.179 lb ai)	<b>Application Instructions:</b> For late blight and white mold control, begin foliar applications when the plants are 6 to 8 inches tall or when conditions favor disease development. Repeat applications at intervals of 7 to 10 days. When white mold pressure is low to moderate, use 5.5 fl oz (0.179 lb ai). When conditions favor moderate to high white mold pressure, increase the rate to 8 fl oz (0.261 lb ai).  <b>Restrictions:</b> DO NOT apply more than 56 fl oz of Omega 500F (1.82 lb ai) per acre per year. DO NOT apply more than 7 applications at the 8 fl oz rate per acre per year. DO NOT apply more than 10 applications at the 5.5 fl oz rate per acre per year. DO NOT apply within 14 days of harvest. Restricted Entry Interval, REI = 12 hours. The maximum single use rate is 8 fl oz (0.261 lb ai)/A with the shortest RTI of 7 days.  Omega 500F may be applied by aerial application (except in the State of New York) or through sprinkler system irrigation equipment on potatoes. See irrigation use directions preceding this section.
	White mold ( <i>Sclerotinia sclerotiorum</i> )	5.5 to 8 fl oz (0.179 to 0.261 lb ai)	
Includes all members of Tuberous and Corm Vegetables Subgroup 1C: Arracacha; arrowroot; artichoke, Chinese; artichoke, Jerusalem; canna, edible; cassava, bitter and sweet; chayote (root); chufa; dasheen (taro); ginger; leren; potato; sweet potato; tanier; turmeric; yam bean; yam, true; cultivars, varieties, and/or hybrids of these.			
Potatoes	Suppression of Powdery Scab ( <i>Spongospora subterranea</i> )	In-furrow 24 to 48 fl oz (0.782 to 1.564 lb ai)	<b>Application Instructions (Planting time treatment):</b> Apply Omega 500F in at least 5 to 10 gallons of water per acre. Use Omega 500F at the 24 fl oz (0.782 lb ai) per acre rate on fields with a history of low levels of powdery scab or with low numbers of spore balls present in the soil. Apply the 48 fl oz (1.564 lb ai) per acre rate to fields with a history of moderate to heavy disease pressure or with moderate to high numbers of spore balls present in the soil.  Apply the product in-furrow, over the seed piece, immediately prior to covering over the seed piece with soil. Omega 500F may be applied with a single nozzle placed directly above the seed piece, covering a band of soil approximately 8 inches in width. Alternately, two nozzles may be used. The first nozzle is to be placed directly over the seed piece with the 2nd nozzle directed behind to apply Omega 500F to the soil that will be used to cover the seed piece.

continued...

Crop	Diseases	Rate per Acre	Instructions
Potatoes (Continued)	Suppression of Powdery Scab ( <i>Spongospora subterranea</i> )	In-furrow 24 to 48 fl oz (0.782 to 1.564 lb ai)	<p>Omega 500F will not provide complete control of this disease as the level of control varies according to the spore load in the soil and the cultivar being grown. Omega 500F, will, however, be effective against the pathogen when used as part of a comprehensive disease management program. For best results, apply Omega 500F using methods that maximum coverage of the rhizosphere in immediate proximity to the seed piece.</p> <p><b>Resistance Management:</b> Some plant pathogens are known to develop resistance to products used repeatedly for disease control. Omega 500F is effective for strategic use in programs that attempt to minimize disease resistance to fungicides. Some other fungicides, which are at risk from disease resistance exhibit a single-site mode of fungicidal action. Omega 500F, with a multi-site mode of action, may be used to delay or prevent the development of resistance to single-site fungicides. Consult your Federal or State Cooperative Extension Service representatives for guidance on the proper use of Omega 500F in programs that seek to minimize the occurrence of disease resistance to other fungicides. No known resistance has developed to Omega 500F and thus it is an excellent partner for those products which specify the use of a protectant or other fungicide which has a different mode of action.</p> <p><b>Restrictions:</b> DO NOT apply more than 56 fl oz of Omega 500F (1.82 lb ai) per acre per year from all application techniques (In-furrow and foliar). If the in-furrow application is used at the 48 fl oz rate (1.564 lb ai), only one additional foliar application at the 8 fl oz rate (0.261 lb ai) is allowed for that year. If the in-furrow application is used at the 24 fl oz rate (0.782 lb ai), up to 4 additional foliar applications at the 8 fl oz rate (0.261 lb ai) are allowed for that year. DO NOT apply within 14 days of harvest. Restricted Entry Interval, REI = 12 hours. The maximum single in-furrow use rate is 48 fl oz (1.564 lb ai)/A. The maximum single foliar use rate is 8 fl oz (0.261 lb ai)/A with the shortest RTI of 7 days.</p>

## STORAGE AND DISPOSAL

DO NOT contaminate water, food or feed by storage or disposal. Open dumping is prohibited.

### **Pesticide Storage**


Store in original container, in a secured, dry place separate from food and feed.



### **Pesticide Disposal**

Pesticide wastes are toxic. Improper disposal of excess pesticide, pesticide spray or rinsate is a violation of Federal law. If these wastes cannot be disposed of by use according to label instructions, contact your State Pesticide or Environmental Control Agency or the Hazardous Waste representative at the nearest EPA Regional Office for guidance.

### **Container Handling**

Non-refillable container. DO NOT reuse or refill this container. Triple rinse container (or equivalent) promptly after emptying. Triple rinse as follows: Empty the remaining contents into application equipment or a mix tank and drain for 10 seconds after the flow begins to drip. Fill the container  $\frac{1}{4}$  full with water and recap. Shake for 10 seconds. Pour rinsate into application equipment or a mix tank or store rinsate for later use or disposal. Drain for 10 seconds after the flow begins to drip. Repeat this procedure two more times. Then offer for recycling if available, or puncture and dispose of in a sanitary landfill, or by incineration or, if allowed by state and local authorities, by burning. If burned, stay out of smoke.

Omega® is a registered trademark of  ISK  
Ishihara Sangyo Kaisha, Ltd.

The ALLIANCE FRAME,   
the SYNGENTA Logo and the PURPOSE ICON   
are Trademarks of a Syngenta Group Company.

©2025 Syngenta

For non-emergency (e.g., current product information) call  
Syngenta Crop Protection at 1-866-796-4368.

Manufactured for:  
Syngenta Crop Protection, LLC  
P.O. Box 18300  
Greensboro, North Carolina 27419-8300

**SCPSR-SYN 71512-1A-L1P 0224**  
**4231683**



GROUP 29 FUNGICIDE

 **Omega<sup>®</sup>500F**

## Agricultural Fungicide

Active Ingredient:	
Fluazinam* . . . . .	40.0%
Other Ingredients:	60.0%
Total:	100.0%

\*3-chloro-N-[3-chloro-2,6-dinitro-4-trifluoromethyl) phenyl]-5-trifluoromethyl-2-pyridinamine (CA)

Contains 4.17 pounds fluazinam per gallon (500 grams per liter).

See side panel for additional precautionary statements.


Read entire label carefully and use only as directed.

### AGRICULTURAL USE REQUIREMENTS

Use this product only in accordance with its labeling and with the Worker Protection Standard, 40 CFR Part 170. Refer to supplemental labeling under "Agricultural Use Requirements" in the Directions for Use section for information about this standard.

EPA Reg. No. 71512-1-100

EPA Est. 1022-TN-001

Omega<sup>®</sup> is a registered trademark of  Ishihara Sangyo Kaisha, Ltd.

The Syngenta logo is a trademark of a Syngenta Group Company.

©2025 Syngenta

Manufactured for:  
Syngenta Crop Protection, LLC  
P.O. Box 18300

Greensboro, North Carolina 27419-8300

**SCPSR-SYN 71512-1A-L1P 0224  
4231683**

**2.5 gallons**  
Net Contents

## KEEP OUT OF REACH OF CHILDREN. WARNING/AVISO

Si usted no entiende la etiqueta, busque a alguien para que se la explique a usted en detalle. (If you do not understand the label, find someone to explain it to you in detail.)

### FIRST AID

**If on skin:** Take off contaminated clothing. Rinse skin immediately with plenty of water for 15-20 minutes. Call a poison control center or doctor for treatment advice. **If in eyes:** Hold eye open and rinse slowly and gently with water for 15-20 minutes. Remove contact lenses, if present, after the first 5 minutes, then continue rinsing eye. Call a poison control center or doctor for treatment advice. **If inhaled:** Move person to fresh air. If person is not breathing, call 911 or an ambulance, then give artificial respiration, preferably by mouth-to-mouth, if possible. Call a poison control center or doctor for further treatment advice. **If swallowed:** Call a poison control center or doctor immediately for treatment advice. Have person sip a glass of water if able to swallow. Do not induce vomiting unless told to do so by the poison control center or doctor. Do not give anything by mouth to an unconscious person. **NOTE TO PHYSICIAN:** Probable mucosal damage may contraindicate the use of gastric lavage. Have the product container or label with you when calling a poison control center or doctor, or going for treatment. **HOTLINE NUMBER:** For 24-Hour Medical Emergency Assistance (Human or Animal) or Chemical Emergency Assistance (Spill, Leak, Fire, or Accident), Call 1-800-888-8372.

### PRECAUTIONARY STATEMENTS

#### Hazards to Humans and Domestic Animals

#### WARNING/AVISO

Causes skin irritation. Harmful if absorbed through skin. Causes moderate eye irritation. Harmful if inhaled or swallowed. Do not get on skin or on clothing. Avoid contact with eyes. Avoid breathing spray mist. Prolonged or frequently repeated skin contact may cause allergic reactions in some individuals. Wash thoroughly with soap and water after handling, and before eating, drinking, chewing gum, using tobacco, or using the toilet. Remove contaminated clothing and wash before use.

**Environmental Hazards:** This product is toxic to fish and aquatic invertebrates. Do not apply directly to water, to areas where surface water is present, or to intertidal areas below the mean high water mark. Do not contaminate water when cleaning equipment or disposing of equipment wash waters or rinsate. Do not apply when weather conditions favor drift from treated areas. Runoff and drift from treated areas may be hazardous to aquatic organisms in neighboring areas.

### STORAGE AND DISPOSAL

DO NOT contaminate water, food or feed by storage or disposal. Open dumping is prohibited. **Pesticide Storage:** Store in original container, in a secured, dry place separate from food and feed. **Pesticide Disposal:** Pesticide wastes are toxic. Improper disposal of excess pesticide, pesticide spray or rinsate is a violation of federal law. If these wastes cannot be disposed of by use according to label instructions, contact your State Pesticide or Environmental Control Agency, or the Hazardous Waste representative at the nearest EPA Regional Office for guidance.

**Container Handling:** Non-refillable container. DO NOT reuse or refill this container. Triple rinse container (or equivalent) promptly after emptying. Triple rinse as follows: Empty the remaining contents into application equipment or a mix tank and drain for 10 seconds after the flow begins to drip. Fill the container 1/4 full with water and recap. Shake for 10 seconds. Pour rinsate into application equipment or a mix tank or store rinsate for later use or disposal. Drain for 10 seconds after the flow begins to drip. Repeat this procedure two more times. Then offer for recycling if available, or puncture and dispose of in a sanitary landfill, or by incineration or, if allowed by state and local authorities, by burning. If burned, stay out of smoke.

 **syngenta<sup>®</sup>**

