


PULL HERE TO OPEN ►



Prime+[®]EC

Escanee QR
para Español



syngenta[®]

Plant Growth Regulator

A Plant Growth Regulator for Control
of Tobacco Suckers

Active Ingredient:

Flumetralin* 15.0%

Other Ingredients: 85.0%**

Total: 100.0%

*CAS No. 62924-70-3

**Contains petroleum distillates

Prime +[®] EC is an emulsifiable concentrate
(EC) containing 1.2 lb of flumetralin per gallon.

**KEEP OUT OF REACH
OF CHILDREN.**

**DANGER/
PELIGRO**

Si usted no entiende la etiqueta, busque a
alguien para que se la explique a usted en
detalle. (If you do not understand the label,
find someone to explain it to you in detail.)

See additional Precautionary Statements and
Directions for Use inside booklet.

EPA Reg. No. 100-640

EPA Est. 70815-GA-002

Formulated in the USA

FIRST AID

If in eyes: Hold eye open and rinse slowly and
gently with water for 15-20 minutes. Remove
contact lenses, if present, after the first 5
minutes, then continue rinsing eye. Call a
poison control center or doctor for treatment
advice. **If on skin or clothing:** Take off
contaminated clothing. Rinse skin immediately
with plenty of water for 15-20 minutes. Call a
poison control center or doctor for treatment
advice. **If swallowed:** Call a poison control
center or doctor immediately for treatment
advice. Do not induce vomiting unless told to
do so by a poison control center or doctor. Do
not give **any** liquid to the person. Do not give
anything by mouth to an unconscious person.

NOTE TO PHYSICIAN: If ingested, lavage
stomach with care to avoid aspiration. Treat
symptomatically. Probable mucosal damage
may contraindicate the use of gastric lavage.
Vomiting may cause aspiration pneumonia.
Contains petroleum distillate.

Have the product container or label with you
when calling a poison control center or
doctor, or going for treatment.

HOT LINE NUMBER: For 24-Hour Medical
Emergency Assistance (Human or Animal) Or
Chemical Emergency Assistance (Spill, Leak,
Fire or Accident) Call **1-800-888-8372**

SCP 640A-L2B 0118 4231455

2.5 gallons
Net Contents

®

TABLE OF CONTENTS

1.0 FIRST AID

2.0 PRECAUTIONARY STATEMENTS

- 2.1 Hazards to Humans and Domestic Animals
- 2.2 Personal Protective Equipment (PPE)
 - 2.2.1 User Safety Requirements
 - 2.2.2 Engineering Controls
 - 2.2.3 User Safety Recommendations
- 2.3 Environmental Hazards
- 2.4 Physical or Chemical Hazards

DIRECTIONS FOR USE

3.0 PRODUCT INFORMATION

4.0 APPLICATION DIRECTIONS

- 4.1 Methods of Application
- 4.2 Application Equipment
 - 4.2.1 Nozzles
- 4.3 Application Volume and Spray Coverage
- 4.4 Mixing Directions
 - 4.4.1 Prime + EC (alone)
 - 4.4.2 Tank-Mix Precautions
 - 4.4.3 Tank-Mix Compatibility
 - 4.4.4 Prime + EC in Tank Mixtures

5.0 ROTATIONAL CROP RESTRICTIONS

6.0 RESTRICTIONS AND PRECAUTIONS

- 6.1 Use Restrictions
- 6.2 Use Precautions
- 6.3 Spray Drift Management

7.0 CROP USE DIRECTIONS

- 7.1 Tobacco
- 7.2 Tank-Mix Combinations

8.0 STORAGE AND DISPOSAL

9.0 CONDITIONS OF SALE AND LIMITATION OF LIABILITY

1.0 FIRST AID

FIRST AID	
If in eyes	<ul style="list-style-type: none">• Hold eye open and rinse slowly and gently with water for 15-20 minutes. Remove contact lenses, if present, after the first 5 minutes, then continue rinsing eye.• Call a poison control center or doctor for treatment advice.
If on skin or clothing	<ul style="list-style-type: none">• Take off contaminated clothing.• Rinse skin immediately with plenty of water for 15-20 minutes.• Call a poison control center or doctor for treatment advice.
If swallowed	<ul style="list-style-type: none">• Call a poison control center or doctor immediately for treatment advice.• Do not induce vomiting unless told to do so by a poison control center or doctor.• Do not give any liquid to the person.• Do not give anything by mouth to an unconscious person.
NOTE TO PHYSICIAN If ingested, lavage stomach with care to avoid aspiration. Treat symptomatically. Probable mucosal damage may contraindicate the use of gastric lavage. Vomiting may cause aspiration pneumonia. Contains petroleum distillate.	
Have the product container or label with you when calling a poison control center or doctor, or going for treatment.	
HOT LINE NUMBER For 24-Hour Medical Emergency Information (Human or Animal) Or Chemical Emergency Assistance (Spill, Leak, Fire, or Accident) Call 1-800-888-8372	

2.0 PRECAUTIONARY STATEMENTS

2.1 Hazards to Humans and Domestic Animals

DANGER/PELIGRO

Corrosive. Causes irreversible eye damage. Do not get in eyes, on skin, or on clothing. Wear appropriate protective eyewear such as goggles, face shield, or safety glasses. Causes skin irritation. Avoid contact with eyes, skin, or clothing. Harmful if swallowed or absorbed through the skin. Prolonged or frequently repeated skin contact may cause allergic reactions in some individuals. Wash thoroughly with soap and water after handling and before eating, drinking, chewing gum, using tobacco or using the toilet. Remove and wash contaminated clothing before reuse.

2.2 Personal Protective Equipment (PPE)

All mixers, loaders, applicators and other handlers must wear:

- Coveralls over long-sleeved shirt and long pants
- Chemical-resistant gloves: barrier laminate or Viton®
- Chemical-resistant footwear plus socks
- Protective eyewear
- Chemical-resistant headgear for overhead exposure
- Chemical-resistant apron, when cleaning equipment, mixing, or loading

2.2.1 USER SAFETY REQUIREMENTS

Follow the manufacturer's instructions for cleaning/maintaining PPE. If no such instructions for washables exist, use detergent and hot water. Keep and wash PPE separately from other laundry.

Discard clothing and other absorbent materials that have been drenched or heavily contaminated with this product's concentrate. Do not reuse them.

2.2.2 ENGINEERING CONTROLS

When handlers use closed systems or enclosed cabs in a manner that meets the requirements listed in the Worker Protection Standard (WPS) for agricultural pesticides [40 CFR 170.240(d)(4-6)], the handler PPE requirements may be reduced or modified as specified in the WPS.

2.2.3 USER SAFETY RECOMMENDATIONS

User Safety Recommendations

Users should:

- Wash hands before eating, drinking, chewing gum, using tobacco, or using the toilet.
- Remove clothing/PPE immediately if pesticide gets inside. Then wash thoroughly and put on clean clothing.
- Remove PPE immediately after handling this product. Wash the outside of gloves before removing. As soon as possible, wash thoroughly and change into clean clothing.

2.3 Environmental Hazards

The product is toxic to fish and aquatic invertebrates. Do not apply to water, or to areas where surface water is present, or to areas below the mean high water mark. Do not contaminate water when disposing of equipment washwater or rinsate. Drift and runoff may be hazardous to aquatic organisms in water adjacent to treated areas.

This product has a potential for runoff for several months or more after application. Poorly draining soils and soils with shallow water tables are more prone to produce runoff that contains this product. A level, well maintained vegetative buffer strip between areas to which this product is applied and surface water features such as ponds, streams and springs will reduce the potential for contamination of water from runoff. In order to reduce runoff of this product it is recommended that applications are not made within 48 hours of a predicted rainfall event. Sound erosion control practices will reduce this product's contribution to surface water contamination.

2.4 Physical or Chemical Hazards

Do not use or store near heat or open flame.

DIRECTIONS FOR USE

It is a violation of Federal Law to use this product in a manner inconsistent with its labeling.

Do not apply this product in a way that will contact workers or other persons, either directly or through drift. Only protected handlers may be in the area during application. For any requirements specific to your State or Tribe, consult the agency responsible for pesticide regulation.

FAILURE TO FOLLOW THE DIRECTIONS FOR USE AND PRECAUTIONS ON THIS LABEL MAY RESULT IN POOR SUCKER CONTROL AND/OR CROP INJURY.

AGRICULTURAL USE REQUIREMENTS

Use this product only in accordance with its labeling and with the Worker Protection Standard, 40 CFR Part 170. This Standard contains requirements for the protection of agricultural workers on farms, forests, nurseries, and greenhouses, and handlers of agricultural pesticides. It contains requirements for training, decontamination, notification, and emergency assistance. It also contains specific instructions and exceptions pertaining to the statements on this label about personal protective equipment (PPE) and restricted-entry interval. The requirements in this box only apply to uses of this product that are covered by the Worker Protection Standard.

Do not enter or allow worker entry into treated areas during the restricted-entry interval (REI) of 12 hours.

PPE required for early entry to treated areas that is permitted under the Worker Protection Standard and that involves contact with anything that has been treated, such as plants, soil, or water is:

- Coveralls over long-sleeved shirt and long pants
- Chemical-resistant gloves: barrier laminate or Viton
- Chemical-resistant footwear plus socks
- Protective eyewear
- Chemical-resistant headgear for overhead exposure

3.0 PRODUCT INFORMATION

Prime + EC is a plant growth regulator for the control of sucker growth on burley, cigar, dark, flue-cured, and Maryland tobacco. One application of Prime + EC will provide full-season control of excessive sucker development in tobacco.

4.0 APPLICATION DIRECTIONS

4.1 Methods of Application

Prime + EC may be applied to tobacco via ground application as specified in Section 7.0.

4.2 Application Equipment

- Spray equipment configuration should be arranged to provide accurate, uniform and thorough coverage of the target crop and minimize potential for spray drift.
- To ensure accuracy, calibrate sprayer before each use.
- For information on spray equipment and calibration, consult spray equipment manufacturers and/or state recommendations.
- All application equipment must be properly maintained and calibrated using appropriate carriers.

4.2.1 NOZZLES

- Application with Power Spray Equipment (3 nozzles per row) is best accomplished with 3 full cone nozzles per row; one nozzle directed downward over the center of the row and one 7-9 inches to each side of the center, directed at the top of the stalk.
- Maintain nozzle at a height of 12-16 inches above the top of the stalk during application.
- Maintain boom pressure at 20-25 psi, not exceeding 30 psi.

4.3 Application Volume and Spray Coverage

- Carefully follow the use rates and spray volume recommended in Section 7.0, and spray field uniformly.
- Volume should be sufficient to run down the stalk, contact each leaf axil, and just reach the ground line.

4.4 Mixing Directions

1. Thoroughly clean spray equipment before using this product.
2. Prepare no more spray mixture than is needed for the immediate operation.
3. Keep product container tightly closed when not in use.
4. Agitate the spray solution before and during application.
5. Do not let the spray mixture stand overnight in the spray tank.
6. Flush the spray equipment thoroughly following each use and apply the rinsate to a previously treated area.

4.4.1 PRIME + EC (ALONE)

1. Refer to **Section 7.1** for specific measurements and dilutions for each type of application and add the appropriate amount of water to the spray tank.
2. With the agitator running, add the desired amount of product into the spray tank.
3. Begin application of the solution after Prime + EC has completely dispersed into the mix water.
4. Maintain agitation until all of the mixture has been applied.

4.4.2 TANK MIX PRECAUTIONS

- It is the pesticide user's responsibility to ensure that all products are registered for the intended use. Read and follow the applicable restrictions and limitations and directions for use on all product labels involved in tank mixing. Users must follow the most restrictive directions for use and precautionary statements of each product in the tank mixture.
- Do not mix with any product that prohibits such mixing.
- Do not exceed any labeled use rate.

- Tank mixtures or other applications of products referenced on this label are permitted only in those states in which the referenced products are labeled.
- Tank mixes of Prime + EC with other pesticides, fertilizers, or any other additives not specifically labelled for use with Prime + EC may result in tank mix incompatibility or unsatisfactory performance. In such cases, always check tank mix compatibility by conducting a jar test according to guidance in Section 4.4.3 before actual tank mixing.

4.4.3 TANK MIX COMPATIBILITY

- Conduct a jar test using a 1 pt to 1 qt container with lid by adding water or other intended carrier such a liquid fertilizer to the jar.
- Next, add the appropriate amount of pesticides(s) or tank mix partner(s) in their relative proportions based on recommended label rates. Add tank mix components separately in the order described in the tank-mixing section, **Section 4.4.4**. After each addition, shake or stir gently to thoroughly mix.
- After all ingredients have been added, put the lid on the jar, tighten and invert the jar 10 times to mix.
- After mixing, let the mixture stand 15 – 30 minutes and then examine for signs of incompatibility such as obvious separation, large flakes, precipitates, gels or heavy oily film on the jar.
- If the mixture remains mixed or can be remixed readily, it is physically compatible and can be used.
- If the mixture is incompatible, repeat the test using a compatibility agent at the recommended rate. Or, if applicable, slurry dry formulations in water before adding to the jar. If incompatibility is still observed after following these procedures, do not use the mixture.
- After compatibility testing is complete, dispose of any pesticide wastes in accordance with the storage and disposal section. Refer to **Section 8.0** of this label.

4.4.4 PRIME + EC IN TANK MIXTURES

1. Refer to **Section 7.2** for specific measurement and dilution directions for tank-mix partners with Prime + EC.
2. Start the agitator running before adding any tank-mix partners.
3. Add all products in water soluble packaging to the tank before any other tank-mix partner.
4. Make sure all other products are fully dispersed in the mixing diluent before adding the recommended rate of this product to the tank.
5. It is recommended that mixing and spray equipment have continuous agitation for best results.
6. Follow the precautions and limitations of the most restricted product in the tank mixture.

5.0 ROTATIONAL CROP RESTRICTIONS

Rotational Crops	Planting Time from Last Prime + EC Application
Cucurbit Vegetables	365 days
Tobacco	0 days
All Other Crops Intended for Food and Feed	45 days

6.0 RESTRICTIONS AND PRECAUTIONS

6.1 Use Restrictions

- **DO NOT** apply Prime + EC through any type of irrigation system.
- **DO NOT** use contacts (fatty alcohols) and maleic hydrazide products unless they are EPA registered.
- **DO NOT** mix Prime + EC with insecticides or fungicides.

6.2 Use Precautions

- Prime + EC will not control large suckers.
- Prime + EC will not control suckers on plants that are leaning at the time of application.
- For proper sucker control, Prime + EC must contact the small suckers on the axil where the leaf and stalk connect.
- Application to wet plants or drought-stressed plants may result in poor sucker control.
- Rain occurring within 2 hours after spraying may reduce effectiveness.
- To avoid illegal residues and possible injury to crops planted in the fall or following spring, don't apply excessive spray volume to the point of runoff onto the soil. Prime + EC residues in the soil may interact with dinitroaniline herbicides, such as Balan®, Paarlant®, Prowl®, or Treflan®, to increase early season crop stunting. Thorough disking and deep tillage in the fall are recommended where excessive amounts of Prime + EC may have reached the soil.
- All suckers one inch or longer on all tobacco plants must be removed before application of Prime + EC. When top-ping, remove all large suckers from all plants. Suckers that escape treatment should be removed by hand about 10-14 days after application.

6.3 Spray Drift Management

- AVOIDING SPRAY DRIFT AT THE APPLICATION SITE IS THE RESPONSIBILITY OF THE APPLICATOR.
- Non-target terrestrial plants can be adversely affected when exposed to this product. Avoid spray drift to non-target terrestrial plants during application.
- Do not apply when conditions favor drift beyond the target area.
- The interaction of many equipment- and weather-related factors determines the potential for spray drift.
- Do not apply when weather conditions favor drift from treated areas to non-target aquatic habitat.
- Applications with powered spray equipment during windy periods are not recommended. High wind will disrupt the spray pattern of nozzles on boom sprayers and turn leaves causing improper contact and flow of the spray solution, resulting in poor sucker control.
- Must not be applied greater than 4 feet above crop or crop canopy.

NOTE: When states have more stringent regulations, they must be observed.

7.0 CROP USE DIRECTIONS

7.1 Tobacco

Crops (Including all cultivars, varieties, and/or hybrids of these)			
Burley Cigar	Dark Flue-Cured	Maryland	
Target	Rate	Application Timing	Use Directions
Tobacco Suckers	Use rates recommended on product label	Apply as recommended on the product label.	<p>Use of a Contact (fatty alcohol): A contact (fatty alcohol) is commonly used to control early suckers and provide a more uniform crop.</p> <p>If used, follow this sequence:</p> <ol style="list-style-type: none"> 1. Apply contact material according to its label. 2. About 5 days after application of contact material, apply Prime + EC as directed below for rates and timing of application. <p>Where a contact (fatty alcohol) is not used and a wide range of flowering exists, early flowering plants should be topped and suckers removed by hand. Then apply Prime + EC according to directions below.</p>
	<p>1 gallon of Prime + EC in 49 gallons of water for hand-held drop line.</p> <p>2.5 fl oz of Prime + EC per gallon of water for the jug method or backpack sprayer.</p>	<p>Apply at the elongation button to early flower stage, either before or after topping.</p> <p>If applied after topping, apply Prime + EC within 24 hours of topping.</p>	<p>Precision Hand Application: Apply as a coarse spray or drench to the top of the tobacco stalk. Apply the spray mixture at a rate sufficient to run down the stalk, contacting each leaf axil and just reach the ground line.</p> <p>Spray volume per plant will generally be 1/3-2/3 fl oz depending on plant height.</p> <p>If Prime + EC is applied using precision hand application, early flowering plants can be topped and treated selectively, later flowering plants can be topped and treated as they reach the proper treatment stage; and a contact may not be needed.</p>
	1 gallon of Prime + EC in 49 gallons of water.	<p>Apply at the elongation button to early flower stage, either before or after topping.</p> <p>If applied after topping, apply Prime + EC within 24 hours of topping.</p>	<p>Application with Powered Spray Equipment: Apply at a rate of 30-50 gallon spray volume per acre.</p> <p>Use the high spray volume in tall types of tobacco, such as flue-cured, burley, Maryland and cigar. Use the low spray volume only in short types of tobacco, such as dark.</p> <p>Avoid application to plants treated by precision hand application method.</p> <p>Spray should be sufficient to run down the stalk, contacting each leaf axil.</p>

continued...

7.1 Tobacco (continued)

Crops (Including all cultivars, varieties, and/or hybrids of these)			
Burley Cigar	Dark Flue-Cured	Maryland	
Target	Rate	Application Timing	Use Directions
Tobacco Suckers	1 gallon of Prime + EC in 49 gallons of water.	Apply at the elongation button to early flower stage, either before or after topping. If applied after topping, apply Prime + EC within 24 hours of topping.	Apply as a coarse spray directed downward to the top of the tobacco stalk. This is best accomplished with 3 full cone nozzles per row; one nozzle directed downward over the center of the row and one 7-9 inches to each side of the center, directed at the top of the stalk. Maintain nozzles at a height of 12-16 inches above the top of the stalk during application.
	1 gallon of Prime + EC in 49 gallons of water.	Apply at the elongation button to early flower stage, either before or after topping. If applied after topping, apply Prime + EC within 24 hours of topping.	Application with Powered Spray Equipment: Maintain boom pressure at 20-25 psi, not exceeding 30 psi.
	2 quarts of Prime + EC in 49.5 gallons of water per acre.	Apply at the elongation button to early flower stage, either before or after topping. If applied after topping, apply Prime + EC within 24 hours of topping. Follow with a second application 5 to 7 days after the first application.	Split Application – North Carolina only Apply the full rate using powered spray equipment and follow with a second application of 1-2 quarts after the first application. The second application may be tank mixed with maleic hydrazide, as described below in Section 7.2 .
	2 quarts of Prime + EC in 49.5 gallons of water Amount of maleic hydrazide according to label recommendations	Approximately one week after the Prime + EC application.	Sequential Application with Maleic Hydrazide Apply Prime + EC either by Precision Hand Application or Application with Powered Spray Equipment as described in their respective sections above.

Crops (Including all cultivars, varieties, and/or hybrids of these)			
Burley Cigar		Dark Flue-Cured	Maryland
Target	Rate	Application Timing	Use Directions
Tobacco Suckers	2 quarts of Prime + EC in 50 gallons of solution per acre.	3-4 weeks after applying maleic hydrazide, depending on the development of suckers. Apply at least 7 days before the next leaf harvest.	<p>After Use of Maleic Hydrazide For extended control, particularly during late tobacco harvests in FL, GA, NC, SC, and VA.</p> <p>Apply the regular schedule contacts, followed with the labeled rate of maleic hydrazide. Follow with Prime + EC application. To increase effectiveness of Prime + EC add 0.25% of X-77® (1 pt/50 gallons) to the spray solution.</p> <p>Apply as a course spray, using powered spray equipment (3 nozzles per row). The spray volume should be sufficient to run down the stalk, contacting each leaf axil where suckers are present.</p>
Tank-Mix Options: <ul style="list-style-type: none"> Refer to Section 7.2 for tank-mix options. 			
USE PRECAUTIONS			
<ul style="list-style-type: none"> Applications made before the elongated button stage of growth may result in chemical topping or distortion of leaves that were too immature at time of application. Spraying after the recommended application timing may result in poor sucker control. When tobacco is in a state of very rapid, succulent growth due to high nitrogen and rainfall, Prime + EC may cause injury. Under these conditions, use only the precision hand application method and avoid contacting leaves with the spray solution. 			
USE RESTRICTIONS			
<ol style="list-style-type: none"> Refer to Section 6.1 for additional product use restrictions. Maximum Single Application Rate: 1 gallon/A Minimum Application Interval: 5 days for split application in North Carolina only. Maximum Annual Rate: 1 gallon/A/calendar year <ul style="list-style-type: none"> DO NOT exceed 1.2 lb ai/A/calendar year of flumetralin-containing products DO NOT exceed 0.6 gallons/A/calendar year by hand application methods. DO NOT exceed 0.72 lb ai/A/calendar year of flumetralin-containing products by hand application methods. DO NOT exceed 30 gallons spray volume per acre when using hand application methods. DO NOT make more than one application of Prime + EC per calendar year except for split application in North Carolina. 			

7.2 Tank Mix Combinations

Crop		
Tobacco		
Target Crop	Tank-Mix Brands	Use Directions
Burley	FST-7® (Fair Products) contains a fatty alcohol and maleic hydrazide	<p>Remove by hand all suckers which are over one inch long and spray plants within 72 hours or before the suckers reach 1/2 inch.</p> <p>Apply 5 to 7 days after application of a contact fatty alcohol, following manufacturer's directions, at the early button stage.</p> <p>For powered spray equipment, add 3 gallons of FST-7 plus 2 quarts of Prime + EC to 10-20 gallons of water, and with the mixer running add more water to bring the volume to a total of 50 gallons.</p> <p>Operate the sprayer at a speed of 2.5 to 3 miles per hour and spray 50 gallons of diluted emulsion per acre to tobacco. Use a course spray covering the top 1/3 to 1/2 of the plant and allow the liquid to run down the stalk to the bottom of each plant using only about 20 pounds of pressure.</p> <p>For compressed air shoulder spray, use 23 ounces of FST-7 and 3.75 ounces of Prime + EC per 3 gallons of water and mix well before using. Apply at a rate of 3 gallons of diluted emulsion per 667 plants agitating the solution from time to time during spraying.</p>
Flue-cured	FST-7 (Fair Products) contains a fatty alcohol and maleic hydrazide	<p>Remove by hand all suckers which are over one inch long and spray plants within 72 hours or before the suckers reach 1/2 inch.</p> <p>Following two applications of a contact fatty alcohol, following manufacturer's directions, apply 3 gallons of FST-7 plus 2 quarts of Prime + EC in 46.5 gallons of water per acre about 5-7 days after the second contact fatty alcohol application.</p> <p>Add 3 gallons of FST-7 and 2 quarts of Prime + EC to 10-20 gallons of water with the mixer running and more water to bring the volume up to a total of 50 gallons.</p> <p>Operate the sprayer at a speed of 2.5 to 3 miles per hour and spray 50 gallons of diluted emulsion per acre to tobacco. Use a course spray covering the top 1/3 to 1/2 of the plant and allow the liquid to run down the stalk to the bottom of each plant using only about 20 pounds of pressure.</p>
Burley, Cigar, Dark, Flue-Cured, and Maryland	Maleic Hydrazide	<p>Mix 2 quarts of Prime + EC with 1/2 to full rate of maleic hydrazide in sufficient water to total 50 gallons and apply at the recommended time for application of maleic hydrazide.</p> <p>Apply the mixture as a coarse spray at a volume of 50 gallons/A with a boom pressure maintained at 20-25 psi by Powered Spray Equipment as described in Section 7.1</p> <p>The application sequence is:</p> <ol style="list-style-type: none"> 1. Apply contact material according to its label. 2. Apply the tank mixture of Prime + EC and maleic hydrazide at or near the time suggested for application of maleic hydrazide on its label. 3. Make only one application of the tank mixture of Prime + EC plus maleic hydrazide per tobacco crop.
TANK-MIX USE RESTRICTIONS		
<ol style="list-style-type: none"> 1. All use restrictions cited in Section 7.1 for Prime + EC solo apply to tank mixes with Prime + EC. 2. It is the pesticide user's responsibility to ensure that all products are registered for the intended use. Read and follow the applicable restrictions and limitations and directions for use on all product labels involved in tank mixing. Users must follow the most restrictive directions for use and precautionary statements of each product in the tank mixture. 		

8.0 STORAGE AND DISPOSAL

STORAGE AND DISPOSAL

Do not contaminate water, food, or feed by storage or disposal.

Storage

Store at temperatures above 32°F.

Pesticide Disposal

Pesticide wastes are acutely hazardous. Improper disposal of excess pesticide, spray mixture, or rinsate is a violation of Federal Law. If these wastes cannot be disposed of by use according to label instructions, contact your State Pesticide or Environmental Control Agency, or the Hazardous Waste Representative at the nearest EPA Regional Office for guidance.

Container Handling [less than or equal to 5 gallons]

Non-refillable container. Do not reuse or refill this container. Triple rinse container (or equivalent) promptly after emptying. Triple rinse as follows: Empty the remaining contents into application equipment or a mix tank and drain for 10 seconds after the flow begins to drip. Fill the container 1/4 full with water and recap. Shake for 10 seconds. Pour rinsate into application equipment or a mix tank or store rinsate for later use or disposal. Drain for 10 seconds after the flow begins to drip. Repeat this procedure two more times. Then offer for recycling if available or puncture and dispose of in a sanitary landfill, or by incineration, or by other procedures approved by state and local authorities.

Container Handling [greater than 5 gallons]

Non-refillable container. Do not reuse or refill this container. Triple rinse container (or equivalent) promptly after emptying. Triple rinse as follows: Empty the remaining contents into application equipment or a mix tank. Fill the container 1/4 full with water. Replace and tighten closures. Tip container on its side and roll it back and forth, ensuring at least one complete revolution, for 30 seconds. Stand the container on its end and tip it back and forth several times. Turn the container over onto its other end and tip it back and forth several times. Empty the rinsate into application equipment or a mix tank or store rinsate for later use or disposal. Repeat this procedure two more times. Then offer for recycling if available or puncture and dispose of in a sanitary landfill, or by incineration, or by other procedures approved by state and local authorities.

Container Handling [greater than 5 gallons]

Refillable container. Refill this container with pesticide only. Do not reuse this container for any other purpose. Cleaning the container before final disposal is the responsibility of the person disposing of the container. Cleaning before refilling is the responsibility of the person refilling. To clean container before final disposal, empty the remaining contents from this container into application equipment or mix tank. Fill the container about 10 percent full with water. Agitate vigorously or recirculate water with the pump for 2 minutes. Pour or pump rinsate into application equipment or rinsate collection system. Repeat this rinsing procedure two more times. Then offer for recycling if available or puncture and dispose of in a sanitary landfill, or by incineration, or by other procedures approved by state and local authorities.

For minor spills, leaks, etc., follow all precautions indicated on this label and clean up immediately. Take special care to avoid contamination of equipment and facilities during cleanup procedures and disposal of wastes. In the event of a major spill, fire, or other emergency, call 1-800-888-8372, day or night.

CONTAINER IS NOT SAFE FOR FOOD, FEED OR DRINKING WATER.

9.0 CONDITIONS OF SALE AND LIMITATION OF LIABILITY



NOTICE: Read the entire Directions for Use and Conditions of Sale and Limitation of Warranty and Liability before buying or using this product. If the terms are not acceptable, return the product at once, unopened, and the purchase price will be refunded.

The Directions for Use of this product must be followed carefully. It is impossible to eliminate all risks inherently associated with the use of this product. Crop injury, ineffectiveness or other unintended consequences may result because of such factors as manner of use or application, weather or crop conditions, presence of other materials or other influencing factors in the use of the product, which are beyond the control of SYNGENTA CROP PROTECTION, LLC or Seller. To the extent permitted by applicable law, Buyer and User agree to hold SYNGENTA and Seller harmless for any claims relating to such factors.

SYNGENTA warrants that this product conforms to the chemical description on the label and is reasonably fit for the purposes stated in the Directions for Use, subject to the inherent risks referred to above, when used in accordance with directions under normal use conditions. To the extent permitted by applicable law: (1) this warranty does not extend to the use of the product contrary to label instructions, or under conditions not reasonably foreseeable to or beyond the control of Seller or SYNGENTA, and (2) Buyer and User assume the risk of any such use. TO THE EXTENT PERMITTED BY APPLICABLE LAW, SYNGENTA MAKES NO WARRANTIES OF MERCHANTABILITY OR OF FITNESS FOR A PARTICULAR PURPOSE NOR ANY OTHER EXPRESS OR IMPLIED WARRANTY EXCEPT AS WARRANTED BY THIS LABEL.

To the extent permitted by applicable law, in no event shall SYNGENTA be liable for any incidental, consequential or special damages resulting from the use or handling of this product. **TO THE EXTENT PERMITTED BY APPLICABLE LAW, THE EXCLUSIVE REMEDY OF THE USER OR BUYER, AND THE EXCLUSIVE LIABILITY OF SYNGENTA AND SELLER FOR ANY AND ALL CLAIMS, LOSSES, INJURIES OR DAMAGES (INCLUDING CLAIMS BASED ON BREACH OF WARRANTY, CONTRACT, NEGLIGENCE, TORT, STRICT LIABILITY OR OTHERWISE) RESULTING FROM THE USE OR HANDLING OF THIS PRODUCT, SHALL BE THE RETURN OF THE PURCHASE PRICE OF THE PRODUCT OR, AT THE ELECTION OF SYNGENTA OR SELLER, THE REPLACEMENT OF THE PRODUCT.**

SYNGENTA and Seller offer this product, and Buyer and User accept it, subject to the foregoing Conditions of Sale and Limitation of Warranty and Liability, which may not be modified except by written agreement signed by a duly authorized representative of SYNGENTA.

Prime +[®] EC, the ALLIANCE FRAME 
the SYNGENTA Logo and the PURPOSE ICON 
are Trademarks of a Syngenta Group Company

Balan[®], Paarlan[®], and Treflan[®] are trademarks of Dow AgroSciences.

FST-7[®] is a trademark of Fair Products, Inc.

Prowl[®] is a trademark of BASF Corporation.

Viton[®] is a trademark of E.I. DuPont de Nemours and Company.

X-77[®] is a trademark of Loveland Industries, Inc.

©2025 Syngenta

For non-emergency (e.g., current product information), call
Syngenta Crop Protection at 1-800-334-9481.

Manufactured for:
Syngenta Crop Protection, LLC
P.O. Box 18300
Greensboro, North Carolina 27419-8300

**SCP 640A-L2B 0118
4231455**



Plant Growth Regulator

A Plant Growth Regulator for Control of Tobacco Suckers

Active Ingredient:

Flumetralin* 15.0%

Other Ingredients: 85.0%**

Total: 100.0%

*CAS No. 62924-70-3

**Contains petroleum distillates

Prime +® EC is an emulsifiable concentrate (EC) containing 1.2 lb of flumetralin per gallon.

KEEP OUT OF REACH OF CHILDREN.

DANGER/PELIGRO

Si usted no entiende la etiqueta, busque a alguien para que se la explique a usted en detalle. (If you do not understand the label, find someone to explain it to you in detail.)

See additional Precautionary Statements and Directions for Use inside booklet.

AGRICULTURAL USE REQUIREMENTS

Use this product only in accordance with its labeling and with the Worker Protection Standard, 40 CFR Part 170. Refer to supplemental labeling under "Agricultural Use Requirements" in the Directions for Use section for information about this standard.

EPA Reg. No. 100-640

EPA Est. 70815-GA-002

Prime +® and the Syngenta logo are trademarks of a Syngenta Group Company

©2025 Syngenta

Manufactured for:

Syngenta Crop Protection, LLC

P.O. Box 18300

Greensboro, North Carolina 27419-8300

SCP 640A-L2B 0118

4231455

2.5 gallons

Net Contents

PRECAUTIONARY STATEMENTS

Hazards to Humans and Domestic Animals

DANGER/PELIGRO

Corrosive. Causes irreversible eye damage. Do not get in eyes, on skin, or on clothing. Wear appropriate protective eyewear such as goggles, face shield, or safety glasses. Causes skin irritation. Avoid contact with eyes, skin, or clothing. Harmful if swallowed or absorbed through the skin. Prolonged or frequently repeated skin contact may cause allergic reactions in some individuals. Wash thoroughly with soap and water after handling and before eating, drinking, chewing gum, using tobacco or using the toilet. Remove and wash contaminated clothing before reuse.

FIRST AID

If in eyes: Hold eye open and rinse slowly and gently with water for 15-20 minutes. Remove contact lenses, if present, after the first 5 minutes, then continue rinsing eye. Call a poison control center or doctor for treatment advice. **If on skin or clothing:** Take off contaminated clothing. Rinse skin immediately with plenty of water for 15-20 minutes. Call a poison control center or doctor for treatment advice. **If swallowed:** Call a poison control center or doctor immediately for treatment advice. Do not induce vomiting unless told to do so by a poison control center or doctor. Do not give any liquid to the person. Do not give anything by mouth to an unconscious person.

NOTE TO PHYSICIAN: If ingested, lavage stomach with care to avoid aspiration. Treat symptomatically. Probable mucosal damage may contraindicate the use of gastric lavage. Vomiting may cause aspiration pneumonia. Contains petroleum distillate.

Have the product container or label with you when calling a poison control center or doctor, or going for treatment.

HOT LINE NUMBER: For 24-Hour Medical Emergency Information (Human or Animal) Or Chemical Emergency Assistance (Spill, Leak, Fire, or Accident) Call 1-800-888-8372.

Environmental Hazards: The product is toxic to fish and aquatic invertebrates. Do not apply to water, or to areas where surface water is present, or to areas below the mean high water mark. Do not contaminate water when disposing of equipment washwater or rinsate. Drift and runoff may be hazardous to aquatic organisms in water adjacent to treated areas.

This product has a potential for runoff for several months or more after application. Poorly draining soils and soils with shallow water tables are more prone to produce runoff that contains this product. A level, well maintained vegetative buffer strip between areas to which this product is applied and surface water features such as ponds, streams and springs will reduce the potential for contamination of water from runoff. In order to reduce runoff of this product it is recommended that applications are not made within 48 hours of a predicted rainfall event. Sound erosion control practices will reduce this product's contribution to surface water contamination.

Physical or Chemical Hazards: Do not use or store near heat or open flame.

Do not apply Prime + EC through any type of irrigation system.

STORAGE AND DISPOSAL

Do not contaminate water, food, or feed by storage or disposal.

Storage: Store at temperatures above 32°F.

Pesticide Disposal: Pesticide wastes are acutely hazardous. Improper disposal of excess pesticide, spray mixture, or rinsate is a violation of Federal Law. If these wastes cannot be disposed of by use according to label instructions, contact your State Pesticide or Environmental Control Agency, or the Hazardous Waste Representative at the nearest EPA Regional Office for guidance.

Container Handling: Non-refillable container. Do not reuse or refill this container. Triple rinse container (or equivalent) promptly after emptying. Triple rinse as follows: Empty the remaining contents into application equipment or a mix tank and drain for 10 seconds after the flow begins to drip. Fill the container 1/4 full with water and recap. Shake for 10 seconds. Pour rinsate into application equipment or a mix tank or store rinsate for later use or disposal. Drain for 10 seconds after the flow begins to drip. Repeat this procedure two more times. Then offer for recycling if available or puncture and dispose of in a sanitary landfill, or by incineration, or by other procedures approved by state and local authorities.

For minor spills, leaks, etc., follow all precautions indicated on this label and clean up immediately. Take special care to avoid contamination of equipment and facilities during cleanup procedures and disposal of wastes. In the event of a major spill, fire, or other emergency, call 1-800-888-8372, day or night.

CONTAINER IS NOT SAFE FOR FOOD, FEED OR DRINKING WATER.